

Interior stand fan

orava

SF-19

Instruction manual

EN



SF-19

The intended use of the device

The device is intended solely for forced air ventilation in the interior of residential buildings or similar spaces intended for housing, to the extent specified technical and operational parameters and functions, safety and user instructions and external influences of the operating environment.

ORAVA electrical appliances are manufactured according to current state of the engineering and recognized safety-technical rules. Nevertheless, incorrect or improper use, or use contrary to designation may result in the risk of injury or endanger the life of the user or third person, damage to the device and other material values.

1. GENERAL SAFETY INSTRUCTIONS AND WARNINGS

- This document contains important safety instructions and warnings for safe, correct and economical operation of the electrical equipment. Its compliance helps the user avoid risks, increase reliability and product life.
- In this document, the general term product is used in text parts such as:
electrical equipment - any device used for the production, conversion, transmission, distribution or use of electricity.
- From the point of view of the purpose of using electricity, the concept of electrical equipment in the strict sense of the word will include the following categories:
 - household electric appliances,
 - information and communication equipment,
 - consumer electronics,
 - lighting equipment,
 - electrical and electronic tools,
 - toys and equipment for sporting and recreational purposes,
 - medical devices (aids),
 - monitoring and control devices,
 - vending machines.

1.1 General safety instructions

- Before operating the unit, we recommend that you carefully read the instruction manual and operate the equipment in accordance with the instructions!
- The safety instructions and warnings in this manual do not cover all the possible conditions and situations that may arise when using the device. The user must understand that a factor that cannot be incorporated into any of the products is personal responsibility and caution. These factors must therefore be ensured by users serving this device.
- Failure to follow the safety instructions and warnings is forbidden by the manufacturer for any damage to health or property!
- Keep the instruction manual as close to the device as possible throughout its service life. Always keep the instruction manual together with the appliance for future use and use by new users.
- Use the appliance only for the intended purpose and in the manner specified by the manufacturer.
- The appliance is intended for home and similar indoor use without special focus.
- This appliance is intended, in addition to domestic use, for the following uses:
 - in shops, offices and other similar work environments;
 - in economic buildings;
 - in hotels, motels and other residential environments;
 - in bed and breakfast establishments.
- It is not a professional device for commercial use.

- Do not change the technical parameters and features of the device by unauthorized modification or modification of any part of the device.
- The manufacturer is not responsible for damages caused during transportation, misuse, damage or destruction of the equipment due to adverse weather conditions.

1.2 Safety of the operating environment

- Do not use the device in an industrial environment or outside environment!
- Do not expose the appliance to:
 - sources of excessive heat or open flame,
 - dripping or splashing water,
 - vibration and excessive mechanical stress,
 - insects, animals and plants,
 - aggressive and chemical substances.
- The operating environment of the device must always be in accordance with the basic characteristics set out.
- Features of the operating environment:
 1. Ambient temperature: $+5 \div +40^{\circ} \text{C}$
 2. Humidity: $5 \div 85\%$
 3. Altitude: $\leq 2\,000 \text{ m}$
 4. Occurrence of water: intermittent condensation of water or occurrence of water vapor
 5. Occurrence of foreign bodies: quantity and type of dust are insignificant
 6. Protection degree: min. IP20 (device protected from touching dangerous parts by hand and non-waterproof)
- This degree of protection is not indicated on the product and on the technical parameters in the operating instructions.
- If the protection class of the product is different from IPX0, this information is then displayed on the label of the appliance or in the technical data of the operating instructions.
- Other characteristics of the domestic operating environment (mechanical stress - vibrations and vibrations, occurrence of plant, animals, weather effects ...) are negligible in terms of effect on the correct and safe use of electrical equipment.

1.3 Electrical safety

- Before connecting the appliance to the power supply for the first time, make sure that the voltage on the appliance label corresponds to that of the household electrical outlet.
- The electric appliance is designed to power from $1 / \text{N} / \text{PE} \sim 230 \text{ V } 50 \text{ Hz}$.
- The electrical safety of the appliance is guaranteed only if it is properly connected to the mains.
- Electrical protection class I equipment is equipped with a protection against electric shock by means of protective earthing of inanimate parts, which can become dangerous when the device is malfunctioning. Always connect such devices to properly installed mains sockets that are equipped with earthing conductors and have a properly grounded earthing conductor.
All electrical equipment is equipped with a three-wire power supply.
- Class II electrical equipment is protected against electric shock by double insulation or by enhanced insulation of hazardous live electrical parts. Device of protection class II it must not be equipped with means to connect protective earthing.
All electrical equipment is equipped with two-wire power supply.
- Class III electrical equipment is a device that is powered by a small safe voltage source (battery or accumulator) and does not present any danger to the user from electrical shock.
- In order to provide increased safety against the risk of electric shock due to the use of electrical appliances by laypersons, it is recommended to install the power supply circuit for sockets with a rated current not exceeding 20 A RCD with a rated operating current not exceeding 30 mA.
To ensure the safety and correctness of the electrical installation, consult a qualified electrician.

- Only use a power cord with a plug (mains lead) supplied with the device and compatible with a wall socket. Using another cable may result in fire or electric shock.
- Always connect an electrical appliance to an easily accessible mains socket. In the event of an operating fault, the appliance must be switched off as soon as possible and disconnected from mains supply.
- The power cord and mains plug must always be easily accessible for safe disconnection of the electrical appliance from the power supply.
- Do not pull off the power cord by pulling the cable. Disconnect the power cord by pulling the plug behind the power cord plug.
- If you use an extension cord, make sure that the total rated power of all devices connected to the extension cord does not exceed the max. current load on the extension cable.
- If you need to use an extension cord or power supply block, make sure that the extension cord or power pack is plugged into a power socket, and not to another extension cord or power supply. The extension power cord or power supply block must be designed for grounded electrical plugs and connected to a properly grounded electrical socket.
- The power plug of the appliance must be compatible with the mains socket. Never use any adapters or modify the socket in any other way. Do not use inappropriate or damaged drawers!
- To avoid electrical shock, plug the power cables into properly grounded electrical sockets. If the device is equipped with a 3-pole plug, do not use adapters that do not have a grounding element or remove the grounding element from the plug or adapter.
- Do not bend, crush or otherwise expose the power cord of the appliance to mechanical stress or external heat sources. Damage to the power cord may result in electric shock.
- When the power cord is damaged, disconnect the appliance from the mains and do not use it again.
- If the power cord is damaged, it must be replaced by the manufacturer, its service department or a similarly qualified person to avoid the risk of electric shock.
- Regularly check and maintain the electrical appliance as well as the power cord and power socket. Disconnect the power plug regularly and clean it if necessary. Pollution by dust or other substances may cause disruption of the insulating state and consequently fire.
- Do not expose the appliance to water or moisture. The ingress of water into the appliance increases the risk of electric shock.
If the power cord is wet or the water has penetrated the water, disconnect it immediately from the mains. If the appliance is plugged into a mains socket and if possible, turn off the power circuit before attempting
unplug the power. If you are pulling wet wires from a live power source, be very careful.
- If the electrical equipment is installed (connecting) the protective covers are dismantled, the electrical parts must not be accessible to the user when the installation is finished.

1.4 Safety of persons

- This appliance is intended for use and operation by persons without electrotechnical qualification - lay people, according to the instructions specified by the manufacturer.
- Device operation includes activities such as switching on and off, user manipulation and setting of operating parameters, visual or auditory inspection of the equipment, and user cleaning and maintenance.
- This appliance can be used by children under the age of 8 and persons with reduced physical, sensory or mental capabilities or lack of experience or knowledge when supervised or instructed to use the appliance safely and understand the dangers involved.
- Children may not play with the appliance.
- Cleaning and maintenance for users may not be performed by children unattended.
- Always keep the appliance out of reach of children during use and operation. Be sure to download the appliance even for a freely accessible power cord.
- Always be careful when operating the electric appliance! Do not use an electric appliance if you are overly tired, under the influence of medication or narcotic drugs that reduce attention and focus.
- Inattention during operation may result in serious injury.

1.5 Cleaning, maintenance and repairs

- Observe the normal user cleaning and maintenance of the appliance in the recommended way. Do not use solvents or harsh cleaners for cleaning. Pollution and visible stains from finger contact, respectively. The hands can be cleaned using detergent detergents specially designed to clean household appliances.
- If you do not use the appliance, clean it or disconnect the appliance from the power supply when the appliance is faulty.
- Electrical appliances that are cleaned after use and are not intended to be completely or partly immersed in water or other liquid, protect against the effects of dripping and / or splashing water and before immersion.
- Electric household appliances, like all other technical devices, are subject to the surrounding environment and natural wear. Since the legal framework of regular maintenance is not laid down for lay-in electrical household appliances, the manufacturer recommends that the user have the appliance checked and cleaned at least once a year by a specialist workshop.
- By doing so, it is possible to achieve safety, operational reliability and increased service life.
- Do not disassemble the electric appliance! The appliance works with a dangerous voltage. For this reason, always switch off the appliance and disconnect it from the mains supply during user maintenance. In the event of a fault, please have the repair serviced by an authorized service center.
- Before calling a service:
 1. Verify that you are unable to remedy the malfunction yourself according to the procedure described in the chapter „Remedy of operating faults“.
 2. Turn the appliance off and on to make sure the fault reappears.
 3. If the malfunction of the appliance still persists after these operations, call the nearest specialist service center.
- Never repair the electric appliance yourself!
- Unauthorized, unqualified and improper use of an electric appliance may result in electric shock or other serious injury.
- Only carry out the warranty or post-warranty repair of an electrical appliance to an authorized qualified person (*).

(*) Competent qualified expert: the sales department of the manufacturer or importer or the person qualified and authorized to carry out this type of activity with the ability to avoid all risks.

2. Special Safety Instructions.

Read carefully!


- Electrical equipment is designed and manufactured in such a way as to allow for safe operation and use by persons without a professional qualification. Despite all measures taken by the manufacturer for safe use, handling and use, they carry with them some residual risks and associated potential hazards.
- The following symbols and their meanings have been used on the device and in the accompanying documentation to warn of possible hazards



This symbol alerts users that the device is operating a dangerous electrical voltage. Do not remove protective covers on the device. Failure to observe the safety instructions during use and operation of the device may result in:
Danger of electric shock!
Danger of serious injury or life threatening!



This symbol alerts users to the following: Risk of serious injury or life threatening when not following the safety instructions when using and operating the unit!
Danger of damage to equipment or other damage to property!



This symbol means that the product is made with a double insulation between hazardous live parts (parts with dangerous voltage from the mains) and parts that are accessible in normal use.

Transportation / Transfer

- When transporting and using, for example, of the transport carriage be careful when moving, to avoid overturning the device.
- Transport / carry the equipment only after thorough inspection of the space and the routes, which must be unobstructed.
- Transfer the device firmly to the stand or to the fixed parts of the body.
- Never carry the machine while it is in operation. Do not carry the device while it is plugged into a wall outlet.
- Make sure that your hands and equipment are not damp or slippery when carrying.
There is a risk of serious injury!
There is a risk of damage to the device!

Unpacking / Packaging

- Unpack and remove all parts and accessories of packaging materials, labels, and labels before putting the device into operation. Keep all packaging materials in a safe place or keep them out of the reach of children and inappropriate persons.
There is a risk of serious injury!
There is a risk of choking!

Check / Commissioning

- Clean the machine before first use as described in the „Commissioning“ or „First use“ section.
- Do not clean the device (body with electrical parts and control panel) and the power cord with the plug in a way under running water, which may cause liquid to enter the device.
- Clean these parts with a slightly moistened cloth and wipe dry or let it dry.
- Only clean the appliance if it is switched off and disconnected from the mains.
- We recommend performing both initial and subsequent regular machine inspections.
- Before first use or after long-term storage, check that the propeller blades are free to rotate and are not deformed or damaged. Always check if the appliance is disconnected from the power supply.
- Do not attempt to interfere with the construction or adjustment of the component parts in any way.
- Never use the appliance if it is incomplete, damaged, or any part of it has been damaged during use. Have the appliance repaired by a specialist workshop.

There is a risk of serious injury!

There is a risk of electric shock!

There is a risk of electrical short circuit!

- Do not turn on the device unless it is fully and properly assembled and ready for use.
- The device is supplied in a partially disassembled state.
- The complete assembly of the device must be carried out in accordance with the manufacturer's instructions. Incorrect procedure can result in injury to persons, animals or damage to property.
- Ensure that the propeller cover is correctly and fully assembled and securely closed. Failure to follow the correct assembly procedure: There is a risk of serious injury!

Location / Installation

- The appliance is intended for use as a stand-alone appliance. Do not attach the appliance to the building parts of the living areas - walls, ceilings, etc.

Warning!

- Do not place or operate the appliance where it is likely to overturn it. Only use the device on a horizontal, flat, stable mat - on the table or on the floor.

Table fan

- Only place the machine on straight, firm and stable pads - for work desks and furniture parts, suitable for the placement of electrical equipment.
- Do not place the appliance on sloping decorative fabrics, tablecloths, etc.

Stand fan

- Only place the appliance on flat and stable underlay - floors and floorings that have a stable and solid structure (eg wood, ceramic tiles, etc.). Do not place the appliance on floorings that have an unstable structure such as: carpets or other decorative flooring with long fibers.
- Do not place or operate the appliance on „soft“ surfaces, bed mattresses, upholstered sofa beds, and so on.
- Always make sure that the place you want to place the device has enough space, stability, mechanical strength and adequate lighting.
- Do not place the appliance:
 - unstable tables or inappropriate parts of furniture,
 - to unstable decorative floor coverings,
 - on an uneven and dirty surface,
 - on the sealing edge of tables or parts of furniture,
 - near containers with water or other liquids.

Warning!

- Place the device in a place where children cannot reach freely. Work desks and furniture for placing should not be less than 85 cm.
- Prevent children from handling the device. The device may become overwrought and cause serious injury to them. Mechanical damage (breakage or breakage of parts and covers) of the device can cause serious injury.
- Do not place or use the appliance near bathtubs, showers, washbasins and other containers containing water, including the pool. If the appliance falls into the water, do not remove it. First, pull the power cord plug out of the mains socket and then select the appliance from the water. In such cases, take the device for inspection to a specialist service to check that it is safe and working properly.

There is a risk of electric shock!

There is a risk of electrical short circuit!

- Do not expose the device to:
 - direct sunlight, sources and equipment producing heat,
 - vibration and mechanical stress,
 - excessive dust,
 - water and excess moisture,
 - insect,
 - aggressive effects of the external environment.

There is a risk of serious injury!

There is a risk of damage to equipment or other property damage!

Operation / Supervision

Warning!

- Use the device only if it is complete, undamaged and fully functional. Never use a device that has a damaged fan cover.
- When handling equipment (eg when cleaning the propeller blades) when removing the propeller guard, disconnect the appliance from the power supply.
- Always make sure that the device is disconnected from the power supply and that the device is safe.
- Before removing and reassembling the propeller guard, ensure that the cover is properly secured with the safety catch and safety bolt.
- Always keep the unit under constant supervision during use and operation!
- This appliance is not intended to be operated via an external programmer, automatic timer or remote control because there is a risk of fire when the appliance is covered or incorrectly placed.
- Do not leave the appliance unattended during operation, especially if there are children, inappropriate persons or animals nearby.
- If the device is not in operation or you leave the device unattended, disconnect the power cord from the power supply. Do not leave the power cord of the device free and accessible so that children, inappropriate persons or animals can not overturn or overwrite the device.

There is a risk of serious injury!

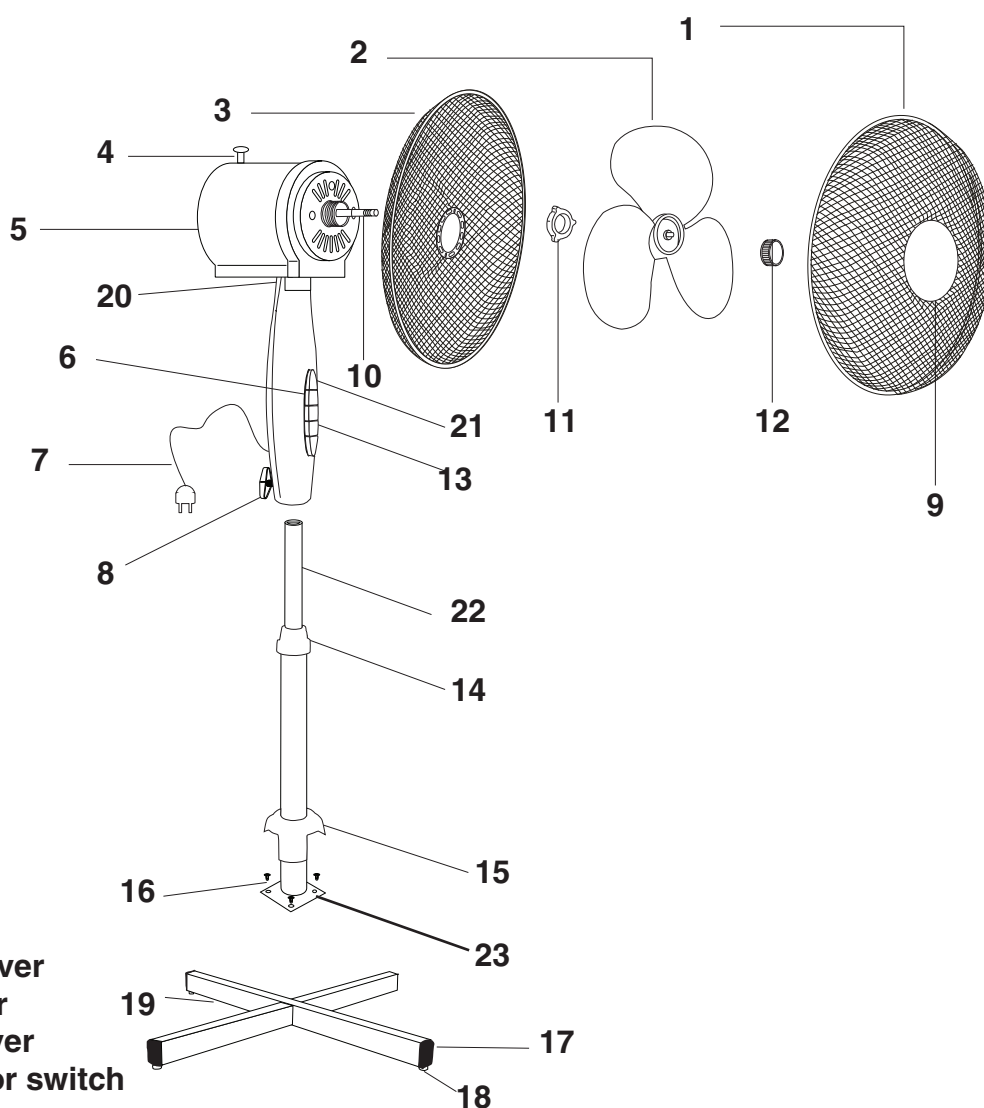
There is a risk of damage to equipment or other property damage!

Warning!

- Do not use the appliance in a fire or explosive environment in the presence of flammable substances and vapors, mist or dust, and under atmospheric conditions, where air is easily propagated after ignition.
- Do not use the appliance near gas stoves or open flame sources. There is a risk of explosion and/or fire!
- Make sure that the main switch is set to „OFF“ /“0“ position before each connection to the mains.
- Do not switch the device on or off by plugging in or pulling out the power cord from the AC socket.
- Always connect the appliance to mains power supply for normal use, then turn on the main power switch.
- When you have finished using the appliance, turn off the main switch and then pull the mains cord out of the mains socket.
- Do not use the device if the main power switch does not work on the device.
- The device is under dangerous voltage when the power supply is connected.
- Do not cover the device in any way. Do not load or allow the foreign bodies to enter the holes of the device covers. Do not cover the openings of the airflow covers. Air ventilation ensures safe and reliable operation of the device.

- Do not place objects on the device, do not allow foreign bodies to enter the holes. Do not use the device near freely moving textiles - curtains, curtains, etc. Air movement due to the operation of the device may cause the fabric to be pulled into the space of the rotating parts.
- Ensure that no environmental dirt, such as dust, clumps of dust, fibers, and the like.
- Take care during the use and operation of the appliance to avoid getting in touch with the rotating parts with your fingers, hair, loose-fitting chains or loose clothing.
There is danger of trapping!
- The device contains sharp-edged rotating parts. Never place your fingers in the space with these parts and do not bend any other objects.
- Always wait for the rotating parts to stop completely before handling the device.
There is a risk of serious injury!
- Never overload the equipment beyond the limits specified by the technical specifications!
- If you experience any unusual symptoms (smell, sound ...) while using the device, turn it off immediately and unplug it from the mains. Have the appliance checked by a specialist workshop.
- Do not expose yourself or other people to long-term exposure to strong draft air from the device. It can have a negative impact on your health as well as on other people's health.
- If any safety component / component (mechanical, electrical / electronic) is part of the device, never disable this part / component! If the safety component / component is damaged or not working, do not use the appliance!
- Never underestimate the potential hazards and take extreme caution
!!!

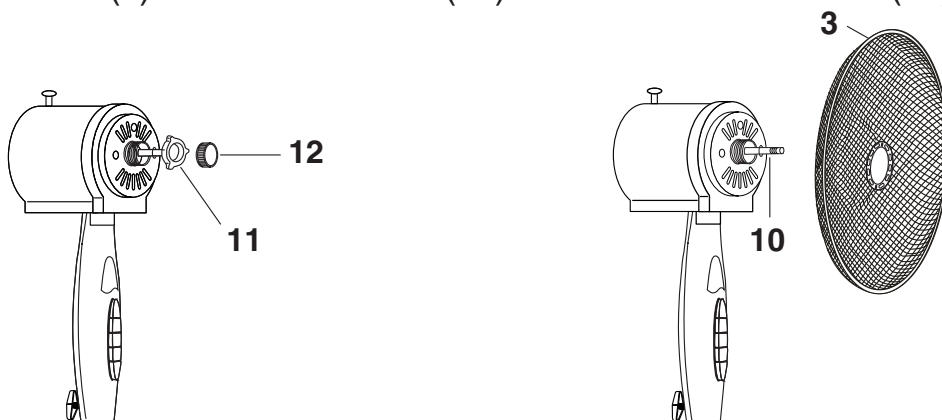
Part description



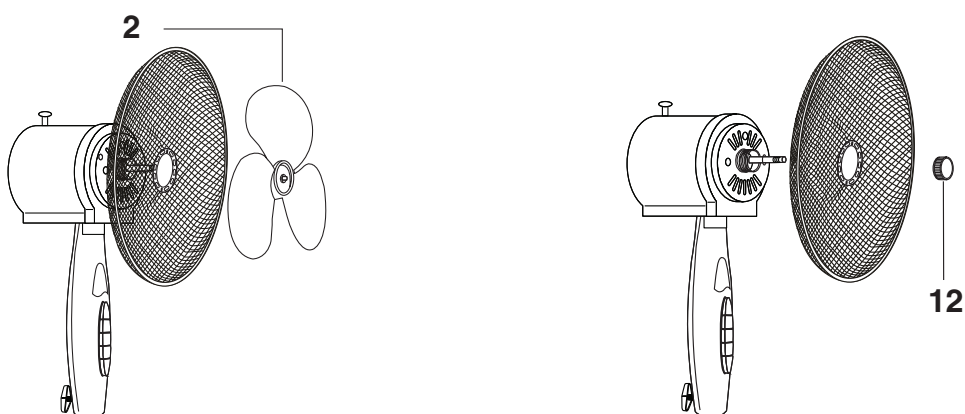
- 1 Front cover
- 2 Propeller
- 3 Rear cover
- 4 Oscillator switch
- 5 Engine
- 6 Control panel
- 7 Power cord
- 8 Mounting screw on the extension tube of the stand
- 9 Plastic cap
- 10 Engine shaft
- 11 Rear cover attachment nut
- 12 Thread cap (left thread)
- 13 Power switch + speed and light switch
- 14 Fastening tube sleeve
- 15 Pedestal cover
- 16 Pedestal bolts
- 17 Plastic legs
- 18 Rubber legs
- 19 Base (2 parts)
- 20 Propeller tilt joint
- 21 Light signaling
- 22 Extension tube of the stand
- 23 Terminal clamp

Assembly

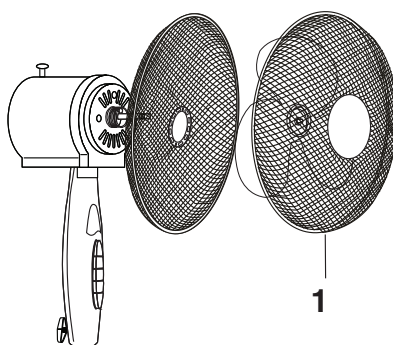
- 1 Remove the cover (12), loosen and remove the nut (11) on the motor and attach the rear cover (3) to the motor shaft (10) and secure with the nut (11).



- 2 Fit the propeller (2) onto the motor shaft (10) and secure it with the threaded cap (12). The screw cap has the opposite left thread.



- 3 Attach the front cover (1) to the rear cover (3) in the correct position and snap the covers (1, 3) together with the buckles.



- 4 Connect the bases (19) according to the type to create a cross-shaped base. Screw the base with the screw (16) with the clamp (23) and slide the supplied feet (17, 18).
- 5 Release the pipe retaining sleeve (14), slide the base cover (15) and assemble the extension tube (22).
- 6 Fit the entire engine body (5) onto the extension tube (22) and secure it with the retaining sleeve (14) and the screw (8).

Operation

Before using this device for the first time

- Remove all protective foils and packaging material from the device.
- 1 Connect the fan to the 230V ~ 50Hz power supply.
 - 2 Switch on the fan with one of the three buttons on the switch (13) at the desired speed of the propeller.
 - 3 If necessary, activate the oscillation mode by pressing the oscillator switch (4).

Cleaning and maintenance

In order for the fan to function properly, it needs regular cleaning.

1. Switch off the device, disconnect the power cord from the mains and allow the motor to cool completely.
2. Disassemble the device with the reverse procedure as described in the assembly section.
3. Clean all parts from dust and dirt.
Use only a slightly moistened cloth for cleaning. Do not use any solvents, thinners, alcohol, gasoline or abrasive cleaners. The surface may be damaged.
4. Loosen the power cord loosely into a suitable location.
5. Store the device in a suitable location.

Technical specifications

Power supply:	230 V~ 50 Hz
Power consumption:	40 W
Protection class:	II (protection against electric shock is ensured by double insulation)
Propeller diameter:	35 cm
Max. Height:	133 cm
Weight:	2,4 kg
Noise level:	55 dB (A)

The declared noise emission of this appliance is 55 dB (A), which represents the level of acoustic power A relative to the reference sound power level of 1 pW.
The right to change is reserved!

The right to change is reserved!

Producer:

ORAVA retail 1, a.s.
Seberíniho 2
821 03 Bratislava
Slovenská republika

Importer:

ORAVA retail 1, a.s.
Seberíniho 2
821 03 Bratislava
Slovenská republika

ORAVA distribution CZ, s.r.o.
Ostravská 494
739 25 Sviadnov
Česká republika



DISPOSAL OF USED ELECTRICAL AND ELECTRONIC EQUIPMENT

The symbol on the product or on its packaging indicates that this product does not belong to household waste. It is necessary to take it to a collection point for electrical recycling and electronic equipment.

By ensuring proper disposal of this product, you will help prevent negative consequences to the environment and human health that would otherwise be caused by inappropriate disposal of this product. For more detailed information about recycling of this product, please contact your local authority, your household waste disposal service or the shop where you purchased the product.



This product meets all the essential requirements of the EU directives that apply to it.