

Hot air fan

orava

VL-204
Instruction manual

EN



CE

VL-204

Intended use of the device

The equipment is intended solely for the treatment of temperature and distribution of warm air in enclosed spaces, to the extent determined by the technical and operational parameters and functions, safety and user instructions and external influences of the operating environment.

Warning!

The installation and use of an electrothermal appliance or an electric heater intended for heating is only possible provided that all technical and fire safety requirements laid down in the applicable legislation, technical safety standards and these operating and operating instructions are complied with.

Do not use the appliance to heat rooms with precision appliances, food, plants, works of art, or animals, as this may affect the performance, quality, and durability of the items in question and animal health.

ORAVA electrical appliances are manufactured according to the state of the art and recognized safety rules. However, it may be wrong and improper use or improper use may result in injury or danger to the life of the user or third party; damage to equipment and other material values.

1. GENERAL SAFETY INSTRUCTIONS AND WARNINGS

- This document contains important safety instructions and warnings for safe, correct and economical operation of the electrical equipment. Its compliance helps the user avoid risks, increase reliability and product life.
- In this document, the general term product is used in text parts such as: electrical equipment - any device used for the production, conversion, transmission, distribution or use of electricity.
- From the point of view of the purpose of using electricity, the concept of electrical equipment in the strict sense of the word will include the following categories:
 - household electric appliances,
 - information and communication equipment,
 - consumer electronics,
 - lighting equipment,
 - electrical and electronic tools,
 - toys and equipment for sporting and recreational purposes,
 - medical devices (aids),
 - monitoring and control devices,
 - vending machines.

1.1 General safety instructions

- Before operating the unit, we recommend that you carefully read the instruction manual and operate the equipment in accordance with the instructions!
- The safety instructions and warnings in this manual do not cover all the possible conditions and situations that may arise when using the device. The user must understand that a factor that cannot be incorporated into any of the products is personal responsibility and caution. These factors must therefore be ensured by users serving this device.
- Failure to follow the safety instructions and warnings is forbidden by the manufacturer for any damage to health or property!
- Keep the instruction manual as close to the device as possible throughout its service life. Always keep the instruction manual together with the appliance for future use and use by new users.
- Use the appliance only for the intended purpose and in the manner specified by the manufacturer.
- The appliance is intended for home and similar indoor use without special focus.
- This appliance is intended, in addition to domestic use, for the following uses:
 - in shops, offices and other similar work environments;
 - in economic buildings;
 - in hotels, motels and other residential environments;
 - in bed and breakfast establishments.
- It is not a professional device for commercial use.
- Do not change the technical parameters and features of the device by unauthorized modification or modification of any part of the device.
- The manufacturer is not responsible for damages caused during transportation, misuse, damage or destruction of the equipment due to adverse weather conditions.

1.2 Safety of the operating environment

- Do not use the device in an industrial environment or outside environment!
- Do not expose the appliance to:
 - sources of excessive heat or open flame,
 - dripping or splashing water,
 - vibration and excessive mechanical stress,
 - insects, animals and plants,
 - aggressive and chemical substances.
- The operating environment of the device must always be in accordance with the basic characteristics set out.

- Features of the operating environment:
 1. Ambient temperature: $+5 \div +40^{\circ} \text{C}$
 2. Humidity: $5 \div 85\%$
 3. Altitude: $\leq 2\,000 \text{ m}$
 4. Occurrence of water: intermittent condensation of water or occurrence of water vapor
 5. Occurrence of foreign bodies: quantity and type of dust are insignificant
 6. Protection degree: min. IP20 (device protected from touching dangerous parts by hand and non-waterproof)
- This degree of protection is not indicated on the product and on the technical parameters in the operating instructions.
- If the protection class of the product is different from IPX0, this information is then displayed on the label of the appliance or in the technical data of the operating instructions.
- Other characteristics of the domestic operating environment (mechanical stress - vibrations and vibrations, occurrence of plant, animals, weather effects ...) are negligible in terms of effect on the correct and safe use of electrical equipment.

1.3 Electrical safety

- Before connecting the appliance to the power supply for the first time, make sure that the voltage on the appliance label corresponds to that of the household electrical outlet.
- The electric appliance is designed to power from $1 / N / PE \sim 230 \text{ V } 50 \text{ Hz}$.
- The electrical safety of the appliance is guaranteed only if it is properly connected to the mains.
- Electrical protection class I equipment is equipped with a protection against electric shock by means of protective earthing of inanimate parts, which can become dangerous when the device is malfunctioning. Always connect such devices to properly installed mains sockets that are equipped with earthing conductors and have a properly grounded earthing conductor.
All electrical equipment is equipped with a three-wire power supply.
- Class II electrical equipment is protected against electric shock by double insulation or by enhanced insulation of hazardous live electrical parts. Device of protection class II it must not be equipped with means to connect protective earthing.
All electrical equipment is equipped with two-wire power supply.
- Class III electrical equipment is a device that is powered by a small safe voltage source (battery or accumulator) and does not present any danger to the user from electrical shock.

- In order to provide increased safety against the risk of electric shock due to the use of electrical appliances by laypersons, it is recommended to install the power supply circuit for sockets with a rated current not exceeding 20 A RCD with a rated operating current not exceeding 30 mA.
To ensure the safety and correctness of the electrical installation, consult a qualified electrician.
- Only use a power cord with a plug (mains lead) supplied with the device and compatible with a wall socket. Using another cable may result in fire or electric shock.
- Always connect an electrical appliance to an easily accessible mains socket. In the event of an operating fault, the appliance must be switched off as soon as possible and disconnected from mains supply.
- The power cord and mains plug must always be easily accessible for safe disconnection of the electrical appliance from the power supply.
- Do not pull off the power cord by pulling the cable. Disconnect the power cord by pulling the plug behind the power cord plug.
- If you use an extension cord, make sure that the total rated power of all devices connected to the extension cord does not exceed the max. current load on the extension cable.
- If you need to use an extension cord or power supply block, make sure that the extension cord or power pack is plugged into a power socket, and not to another extension cord or power supply. The extension power cord or power supply block must be designed for grounded electrical plugs and connected to a properly grounded electrical socket.
- The power plug of the appliance must be compatible with the mains socket. Never use any adapters or modify the socket in any other way. Do not use inappropriate or damaged drawers!
- To avoid electrical shock, plug the power cables into properly grounded electrical sockets. If the device is equipped with a 3-pole plug, do not use adapters that do not have a grounding element or remove the grounding element from the plug or adapter.
- Do not bend, crush or otherwise expose the power cord of the appliance to mechanical stress or external heat sources. Damage to the power cord may result in electric shock.
- When the power cord is damaged, disconnect the appliance from the mains and do not use it again.
- If the power cord is damaged, it must be replaced by the manufacturer, its service department or a similarly qualified person to avoid the risk of electric shock.
- Regularly check and maintain the electrical appliance as well as the power cord and power socket. Disconnect the power plug regularly and clean it if necessary. Pollution by dust or other substances may cause disruption of the insulating state and consequently fire.

- Do not expose the appliance to water or moisture. The ingress of water into the appliance increases the risk of electric shock.
If the power cord is wet or the water has penetrated the water, disconnect it immediately from the mains. If the appliance is plugged into a mains socket and if possible, turn off the power circuit before attempting
unplug the power. If you are pulling wet wires from a live power source, be very careful.
- If the electrical equipment is installed (connecting) the protective covers are dismantled, the electrical parts must not be accessible to the user when the installation is finished.

1.4 Safety of persons

- This appliance is intended for use and operation by persons without electrotechnical qualification - lay people, according to the instructions specified by the manufacturer.
- Device operation includes activities such as switching on and off, user manipulation and setting of operating parameters, visual or auditory inspection of the equipment, and user cleaning and maintenance.
- This appliance can be used by children under the age of 8 and persons with reduced physical, sensory or mental capabilities or lack of experience or knowledge when supervised or instructed to use the appliance safely and understand the dangers involved.
- Children may not play with the appliance.
- Cleaning and maintenance for users may not be performed by children unattended.
- Always keep the appliance out of reach of children during use and operation. Be sure to download the appliance even for a freely accessible power cord.
- Always be careful when operating the electric appliance! Do not use an electric appliance if you are overly tired, under the influence of medication or narcotic drugs that reduce attention and focus.
- Inattention during operation may result in serious injury.

1.5 Cleaning, maintenance and repairs

- Observe the normal user cleaning and maintenance of the appliance in the recommended way. Do not use solvents or harsh cleaners for cleaning. Pollution and visible stains from finger contact, respectively. The hands can be cleaned using detergent detergents specially designed to clean household appliances.
- If you do not use the appliance, clean it or disconnect the appliance from the power supply when the appliance is faulty.
- Electrical appliances that are cleaned after use and are not intended to be completely or partly immersed in water or other liquid, protect against the effects of dripping and / or splashing water and before immersion.
- Electric household appliances, like all other technical devices, are subject to the surrounding environment and natural wear. Since the legal framework of regular maintenance is not laid down for lay-in electrical household appliances, the manufacturer recommends that the user have the appliance checked and cleaned at least once a year by a specialist workshop.
- By doing so, it is possible to achieve safety, operational reliability and increased service life.
- Do not disassemble the electric appliance! The appliance works with a dangerous voltage. For this reason, always switch off the appliance and disconnect it from the mains supply during user maintenance. In the event of a fault, please have the repair serviced by an authorized service center.
- Before calling a service:
 1. Turn the appliance off and on to make sure the fault reappears.
 2. If the malfunction of the appliance still persists after these operations, call the nearest specialist service center.
- Never repair the electric appliance yourself!
- Unauthorized, unqualified and improper use of an electric appliance may result in electric shock or other serious injury.
- Only carry out the warranty or post-warranty repair of an electrical appliance to an authorized qualified person ^(*).

^(*) Competent qualified expert: the sales department of the manufacturer or importer or the person qualified and authorized to carry out this type of activity with the ability to avoid all risks.

2.Special safety instructions. Read carefully!

- The electrical equipment is designed and manufactured in such a way as to enable safe operation and use by persons without professional qualifications. Despite all the precautions that have been taken by the manufacturer for safe use, operation and use carry some residual risks and associated hazards.

The following symbols and their meanings have been used on the device and in the accompanying documentation to warn of potential hazards:



This symbol warns users that the device is working with hazardous electrical voltage. Do not remove the protective covers on the device.

Failure to observe the safety instructions for use and operation of the device poses a risk of electric shock!

Risk of serious injury or death!



This symbol warns users that there is a risk that if they do not follow the safety instructions when using or operating the equipment:

Risk of serious injury or death!

Risk of equipment damage or other property damage!



This symbol warns users that there is a risk that if they do not follow the safety instructions when using or operating the equipment:

Fire hazard!



This symbol used on the product supersedes the sentence: CAUTION! Not to obstruct.

Transportation/Transfer

- When transporting and carrying, take care when moving to avoid tipping or damaging the machine.
- Only transport the equipment after thorough inspection of the area and route, which must be free of obstacles.
- Do not transfer the device until all cable connections have been disconnected. Never carry the device while it is in operation.
- Carry the device firmly with both hands by the handles or by the bottom edge of the base and the fixed parts of the covers.
- Make sure your hands and equipment are not damp or slippery when carrying.

There is a risk of serious injury or danger to life!

There is a risk of damage to the equipment!

Unpack/Packaging

- Unpack and dispose of all parts and accessories of packaging materials, labels before operating the machine. Store all packaging materials in a safe place or keep them out of reach of children and vulnerable persons.
There is a risk of serious injury!
There is a danger of suffocation!

Inspection/Commissioning

Caution!

- Use only electrothermal heating equipment that is in good technical condition and under the conditions specified by the applicable legislative requirements, fire safety regulations and this manual.
- We recommend that you perform both initial and follow-up periodic inspections of the equipment. Before installation and commissioning, check that the equipment is complete and shows no visible signs of damage.
- Do not use the device if it is incomplete, damaged, or any part of it has been damaged during transport or use. In this case, have the unit serviced by a workshop.
- Do not attempt to interfere in any way with the structure or setup of the machine components.
- Clean the equipment according to the instructions in the section before putting it into operation “Commissioning” or “Start-up” “Before Use”.
- Never clean the device (body with electrical parts and control panel) and power cord with plug in a manner that could cause liquid to flow into the device. Only clean these parts with a damp cloth and wipe dry or allow to dry.
- Clean the machine only when it is turned off and unplugged.
There is a risk of serious injury!
There is a risk of electric shock! There is a risk of fire!

Location/Installation

- The device is designed for use as a portable or wall mount (depending on model). Attach the appliance to the building components of the living area - only in accordance with the technical characteristics of the building components, safety fire protection measures and installation instructions.
- Use the machine only in its working position (upright and with the rack or legs correctly installed) and on a flat surface where there is no risk of tipping over.

Warning! Read carefully.

- An electric heat appliance or electric heater designed for heating can be installed on the floor of a firefighting class A1fl or A2fl. These technical building materials are classified as non-combustible according to a single European classification system (where index fl means “floor - floor”). From the selected materials we mention e.g. stone paving, ceramic tiles, concrete etc.

- The Bfl, Cfl, Dfl, Efl or Ffl reaction-fire floor can only be installed with an insulating pad. From the selected materials we mention e.g. floorboards, OSB boards, beech parquet, PVC, laminate floating flooring, linoleum, polyamide carpets and the like. The insulating pad must be made of a material of reaction class A1 or A2 with a thickness of at least 1 mm, in normal operation resistant to mechanical loads. The insulating pad must overlap the appliance by at least 150 mm on each side.
- An electro-thermal appliance or electric heater designed for heating can be located and installed close to the B, C, D, B, C, D, E or F only with protective screen. The protective screen shall be made of materials of reaction class A1 or A2 of at least 3 mm thickness. The protective screen must be at least 30 mm away from building structures, protected items or materials. The protective screen must extend beyond the contour of the appliance by at least 300 mm above its top edge and at least 150 mm from the side edges.
- If a protective screen is placed between the appliance and construction or protected items, the set safety distance can be reduced by no more than half.
- Place the electrical heating appliance intended for heating without a protective screen only at a safe distance from the building structures of the B, C, D, E or F fire reaction materials and flammable objects and flammable substances. Maintain a safe distance of at least 200 mm in all directions.
- Place the electric heater designed for heating without a protective screen only at a safe distance from the building structures of the fire-reaction class B materials, C, D, E or F and flammable objects and flammable substances. Maintain a safe distance of at least 800 mm in the direction of heat radiation, at least 400 mm from the top edge and at least 200 mm in other directions.
From the selected materials we mention eg. untreated wood and the like.
- Do not place or install an electrical appliance or electric heater on a bathroom, washroom or shower unless the safety requirements for electrical equipment and electrical installations in these areas are met.
- If the bathroom in the living space is sufficiently spacious and meets the requirements for division into zones, the location and use of electrical equipment is only possible with regard to the safety requirements set for these areas.
- The electric heat appliance or electric infrared heater can only be placed in the bathroom outside the 0-1-2 zone.
- The device must be installed in such a way that switches and other controls are not within reach of a person from the bathtub or shower enclosure.
- Consult a qualified electrician for more detailed information on the requirements for installation and use of electrical equipment in the washing area.

- The equipment must be installed in accordance with the national and local safety regulations applicable to the connection of electrical equipment with protective grounding. To provide additional protection against the risk of electric shock, it is recommended that a residual current device (RCD) with a rated tripping current not exceeding 30 mA.
- If you have any questions about electrical installation, ask a qualified electrician for advice.
- Do not place or use the device where it may tip over.
- Do not place the device:
 - on unstable floors or mats
 - on unstable tables or parts of furniture
 - uneven and dirty surface
 - near containers with water or other liquids.
- Only place the machine on flat, firm and stable mats - for floors and floor coverings that have a stable and firm structure (eg ceramic tiles, wood flooring, etc.). Do not place the device on floor coverings that have an unstable structure, such as. carpets or other decorative long-fiber flooring.
- Do not place or use the device on “soft” surfaces, such as soft surfaces. bed mattresses, seat upholstered sofas and chairs, etc.
- Always make sure that the space where you want to place the device has sufficient space and stability.
There is a risk of damage to the equipment or other property damage!
- Do not place or use the appliance in the immediate vicinity of a bathtub, shower or swimming pool.

Warning!

- The device must not be placed directly below the electrical outlet.

Operation/Supervision

Caution!

- The appliance may only be operated if it is in good technical condition and under the conditions laid down in the generally binding regulations on technical conditions and fire safety requirements for installation and these operating and operating instructions.
- The device is designed for use in smaller living and working areas.
- The device must not be used in areas where there is a risk of fire or explosion, in the presence of solid or liquid flammable substances and their fumes, fog or dust and in atmospheric conditions, where after combustion of the flue gas they are simply spread by air, unless all technical conditions and requirements for fire safety during its installation and operation.
- To avoid hazardous situations, do not expose the unit to rain or other sources of moisture, water, or other liquids.
There is a risk of fire!
There is a risk of electric shock!
There is a risk of damage to the equipment or other material damage!

Warning! Avoid overheating, do not cover the heater.

- Do not cover the device partially. Do not place any objects on the device. Do not insert or allow foreign bodies to enter the enclosure openings.
- Do not cover the air vents openings.
- Air ventilation ensures safe and reliable operation of the device.
- Allow sufficient free space around the machine to ensure the required air circulation and safe operation. There is a risk of electric shock!
There is a risk of fire!
- Do not use the appliance to dry textiles, clothing, shoes or any other items!
There is a risk of fire!

Caution!

- Use extreme caution when operating the appliance.
- At the time of operation, some surfaces of the equipment become very hot. Do not touch the heated surfaces of the device. Use only handles and grips to handle the device.
- Parts of the device that become hot during operation remain hot for some time even after the device is turned off and the power is disconnected.
There is a risk of burns from the hot surface! There is a risk of very serious injury!
- Always keep the device under supervision during use and operation!
- This equipment is not intended to be operated by an external programmer, automatic timer or remote control, as there is a risk of fire if the appliance is covered or incorrectly positioned.
- Do not leave the unit unattended during operation, especially if children, incompetent persons or animals are nearby.

- To operate the equipment, use only its own controls and, if necessary, the remote control.
- Do not place any objects on the device, or let foreign objects enter the openings. Do not use the device near loose textiles - curtains, hinges and the like. Make sure that no dirt from the environment, such as dirt, gets into the machine openings. clusters of dust, fibers and the like.
- Be careful during use and operation of the machine to avoid contact with rotating parts with your fingers, hair, loose decorative chains, or loose clothing.
- Do not place any containers of water or any other liquid on the device to prevent liquid from spilling and entering the inside of the machine.
- To avoid a dangerous situation, do not touch the device while your hands are wet or wet.
- Do not use the appliance near bathtubs, showers, washbasins or other containers containing water, including swimming pool. Do not remove the device if it falls into the water. First, unplug the power cord from the wall outlet and then remove it from the water. In such cases, take the equipment to a specialist garage to check that it is safe and functioning properly.

There is a risk of electric shock!

There is a risk of damage to the equipment or other material damage!

Caution!

- Keep children away from the machine. The device may tip over and cause serious injury. Mechanical damage (breakage or breakage of parts and covers) of the device can cause serious injury.
There is a risk of serious injury!
There is a risk of damage to the equipment or other material damage!
- Before connecting the equipment to the mains, make sure that the main switch (control knob) is in the "0" "OFF" position.
- Do not turn the device on or off by plugging or unplugging the power cord from the wall outlet.
- Always connect the machine to a power outlet in normal use, and then turn on the main power switch.
- After use, turn off the main power switch and then unplug the power cord from the wall outlet.
- Do not use the machine if the main power switch does not work.
- The unit is at dangerous voltage when AC power is connected.
There is a risk of electric shock!
- The power outlet and power cord must remain easily accessible for safe disconnection from the mains.
- Take extra care to avoid damaging the power cord, which runs freely on the floor.
- Never leave the device unattended and freely accessible with a free power cord. Children, incompetent persons or animals could pull or tilt the device behind the power cord.


- When not in use, unplug the power cord from the wall outlet. Store the device with the power cord attached to the fixed parts of its covers. There is a risk of serious injury!
- Never overload the equipment beyond the limits specified in the technical data!
- Follow the operating and operating instructions for operating the machine.
- If you notice any abnormalities (noises, smells, smoke, etc.) while using your device, turn off the power and unplug it immediately. Have the device checked by a specialist garage.
- Never attempt to repair, disassemble or modify the equipment yourself, as this may result in electric shock or fire.
- Always turn off the main power switch and unplug the power cord from the electrical outlet before performing user maintenance and cleaning.
- Always make sure that the device is turned off and unplugged from the mains.
- If any safety part/component (mechanical, electrical) is part of the equipment, never remove this part/ component from operation! If the safety part/component is damaged or not working, do not use the device!
- Children under 3 years of age must be prevented from accessing the appliance unless they are under constant supervision.
- Children under 3 years of age and under the age of 8 must not plug, regulate or clean the appliance or perform user maintenance.

CAUTION!

- Some parts of this product may become very hot and may cause burns. Pay special attention when vulnerable people or children are present.
- Never underestimate possible hazards and be careful!

Operation

Description of parts:




1. Power indicator
2. Mode switch / power switch
3. Thermostat regulator - temperature setting
4. Air outlet grid
5. Fan and heating coils (under the grid)
6. Anti-slip feet
7. Safety fuse for heater overturning

Operation

1. Turn the thermostat regulator to the minimum setting, and set the switch/mode switch to position 0.
2. Connect the appliance to the mains and set the thermostat regulator to its maximum position. Then set the on/off switch to cold or warm air and power.

When the device is operating, this is indicated by the power indicator.

3. Set the power switch/mode switch to position , fan blowing cold air.
4. Set the Power/Mode Switch to Position I, the fan blows 1000W of warm air.
5. Set the Power/Mode Switch to Position II, the fan blows 2,000 watts of warm air.
6. Set the power switch/mode switch to position 0, the fan will stop blowing air and the

indicator will stop signaling. The fan is off.

Adjusting the thermostat regulator to maintain the desired temperature

1. Set the thermostat regulator to its maximum position.
2. If the room temperature seems to be comfortable - as you wish, turn the thermostat regulator slowly counterclockwise until the fan stops blowing.
3. The thermostat will then automatically maintain the desired room temperature. The device will turn on/off as needed.
4. Turn the thermostat counterclockwise to adjust the temperature to a lower temperature, clockwise to a higher temperature.

Protective system

1. To avoid injury hot air fan has a built-in protection system that automatically shuts it down when it is overheated.
2. Turn the power switch to position 0, set the thermostat to minimum and unplug the power cord.
3. Check that there is sufficient free space around the fan and that the device is in the correct position. If so, you can start cooling the device.
4. Allow the machine to cool for 8 - 10 minutes before restarting.
5. Connect the appliance to the mains and turn on the temperature controller.


Rollover safety device

The device is equipped with a safety fuse (7), which switches it off in case of tilting or overturning.

Warning!

If the device does not operate normally, turn it off and unplug it. Then take the device to a service center!

Cleaning and maintenance

1. Before turning off the device, first set the power/mode switch to position . After the device has cooled down (after about 3 - 5 minutes), turn the power/mode switch to position 0.
2. The fan must be cleaned regularly, at least 2 times a year.
3. Before cleaning, allow the fan to cool, turn it off and unplug it.
4. Clean the device with a dry cloth slightly moistened with water. Do not use any abrasive cleaners or solvents such as alcohol, benzine, or thinner to clean. Do not allow water to enter inside the unit. Dry the device before commissioning or storing it.

Warning!

When cleaning, never immerse the device in water or any other liquid!

Technical specifications

Power:	220 - 240 V~ 50-60 Hz
Power consumption:	1 000 W/2 000 W
Protection class:	II
Dimensions (W x H x D):	20 x 26 x 14 cm
Weight:	0,98 kg
Noise level:	56 dB (A)

The declared noise emission value of this appliance is 56 dB (A), which represents the A-sound power level with respect to the reference sound power of 1 pW.

Subject to change!

Producer:

ORAVA retail 1, a.s.
Seberínho 2
821 03 Bratislava
Slovenská republika

Importer:

ORAVA retail 1, a.s.
Seberínho 2
821 03 Bratislava
Slovenská republika

ORAVA distribution CZ, s.r.o.
Ostravská 494
739 25 Sviadnov
Česká republika

INSTRUCTIONS AND INFORMATION REGARDING THE DISPOSAL OF USED PACKAGING

Dispose of used packaging material at a municipal waste disposal site.

DISPOSAL OF USED ELECTRICAL AND ELECTRONIC EQUIPMENT

This symbol on the products or in the accompanying documents means that used electrical and electronic products should not be mixed with general household waste. For proper disposal, recovery and recycling, please return these products to designated collection points. Alternatively, in some countries of the European Union or other European countries, you may return your products to your local retailer when purchasing an equivalent new product. By ensuring this product is disposed of correctly, you will help prevent potential negative consequences for the environment natural resources and help prevent potential negative effects on environment and human health, which could be the consequences of improper disposal waste. Contact your local authority or nearest office for more details collection point. Improper disposal of this type of waste may result in penalties in accordance with national regulations.

For business entities in the countries of the European Union

If you wish to discard electrical and electronic equipment, please request the necessary information from your seller or supplier.

Disposal in other countries outside the European Union

This symbol is valid in the European Union. If you wish to discard this product, please request obtain the necessary information on the correct method of disposal from the local authorities or from the your supplier.



This product complies with all the essential requirements of the EU directives that apply to it.

