

**Table lamp with
wireless charger function**

orava

Instruction manual

EN



WCH-003 LED

Intended use of the device

- The device is designed exclusively for lighting and wireless charging of equipment to the extent defined by technical and operating parameters and functions, safety and user instructions and external influences of the operating environment.

Warning!

- ORAVA electrical appliances are manufactured in accordance with the state of the art and recognized safety-technical rules. Nevertheless, the use or use contrary to designation may result in the risk of injury or endanger the life of the user or third person, damage to the device and other material values.

Safety instructions for using the device

- Electrical equipment is designed and manufactured in such a way as to allow for safe operation and use by persons without a professional qualification. Despite all measures taken by the manufacturer for safe use, handling and use, they carry with them some residual risks and associated potential hazards.
- The following symbols and their meanings have been used on the device and in the accompanying documentation to warn of possible hazards:



This symbol alerts users that the device is operating a dangerous electrical voltage. Do not remove protective covers on the device.

Failure to observe the safety instructions during use and operation of the device may entail:

Danger of electric shock!

Danger of serious injury or life threatening!



This symbol alerts users that the following precautions can be avoided if the following precautions are observed when operating and operating the device:

Danger of serious injury or life threatening!

Danger of damage to equipment or other damage to property!



This symbol means that the product is made with a double insulation between hazardous live parts (parts with dangerous voltage from the mains) and parts that are accessible in normal use.



This symbol means that the protection is secured by feeding a safe low voltage, using a safety transformer.

General instructions

- Before commissioning, we recommend that you carefully read the operating instructions and operate the equipment in accordance with the instructions!
- Failure to follow the safety instructions and warnings is forbidden by the manufacturer for any damage to property or property!
- Always keep the operating instructions together with the appliance for future use and use by new users.
- Use the appliance only for the intended purpose and in the manner specified by the manufacturer.
- The appliance is intended for home and similar indoor use, with no special focus.
- The manufacturer is not responsible for damages caused during transportation, misuse, damage or destruction of the equipment due to unfavorable weather conditions.
- Do not use the device in an industrial environment or outside environment!
- Do not expose the appliance to:
 - sources of excessive heat or open flame,
 - dripping or splashing water,
 - insects, animals and plants,
 - aggressive and chemical substances.
- The operating environment of the device must always be in accordance with the basic characteristics set.

Features of the operating environment

1. Ambient temperature: $+5 \div +40^{\circ} \text{C}$
 2. Humidity: $5 \div 85\%$
 3. Altitude: $\leq 2\,000 \text{ m}$
 4. Occurrence of water: intermittent condensation of water or occurrence of water vapor
 5. Occurrence of foreign bodies: quantity and type of dust are insignificant
 6. Degree of protection: IP20
- Before connecting the appliance to the power supply for the first time, make sure that the voltage on the appliance label corresponds to that of the household electrical socket.
 - The electrical appliance is designed to power from 1/N/PE ~ 230 V 50 Hz.
 - The electrical safety of the appliance is guaranteed only if it is properly connected to the mains.

- Always connect an electrical appliance to an easily accessible mains socket. In the event of an operating fault, the appliance must be switched off as soon as possible and disconnected from mains supply.
- Do not pull the power cord / power cord by pulling on the cord / cord. Disconnect the power cord by pulling the plug behind the power cord / power cord plug.
- If you use an extension cord, make sure that the total rated power of all devices connected to the extension cord does not exceed the max. current load on the extension cable.
- The power plug of the appliance must be compatible with the mains socket. Never use any adapters or modify the socket in any other way. Do not use inappropriate or damaged drawers!
- Do not bend, crush or otherwise expose the power cord / power cord of the appliance to mechanical stress or external heat sources. Damage to the power cord may result in electric shock.
- If the power cord is damaged, disconnect the appliance from the mains and do not use it again.
- If the power cord / power cord is damaged, it must be replaced by the manufacturer, its service department or a similarly qualified person to avoid the risk of electric shock.
- Regularly check and maintain the electrical appliance as well as the power cord and power socket. Disconnect the power plug regularly and clean it if necessary. Pollution by dust or other substances may cause disruption of the insulating state and consequently fire.
- Do not expose the appliance to water or humid environments. The ingress of water into the appliance increases the risk of electric shock. If the power cord is wet or the appliance gets water, disconnect it immediately from the mains.
- Always keep the appliance out of reach of children during use and operation. Be sure to download the appliance even for a freely accessible power cord.
- Always be careful when operating the electric appliance! Do not use an electric appliance if you are over-excited under the influence of drugs or narcotics that reduce attention and focus. Inattention during operation may result in serious injury.

Special Safety Instructions

- Unpack the equipment and accessories before putting it into service and remove any parts of packaging waste, labels and tags. Store the packaging in a safe place or keep it out of the reach of children and inappropriate persons.
There is a risk of serious injury!
There is a risk of choking!
- We recommend performing both initial and subsequent periodic inspections of the device. Use the device only with accessories and spare parts supplied and approved by the manufacturer.
- Never use the appliance if it is incomplete, damaged, or if parts or accessories (e.g. due to fall) have been damaged during use.
There is a risk of electric shock!
There is a risk of serious injury!
- Never clean the device (body with electrical parts) and the power cord with the plug in a way that could cause the liquid to flow into the device.
Clean these parts with a damp cloth and wipe them dry or allow them to dry.
- Only clean the appliance if it is switched off and disconnected from the mains. Keep the device clean and dry.
- If you are using a pacemaker or similar device, consult your doctor about using this product. No way the pacemaker should not approach the device closer than 22 cm. Electromagnetic waves from the charger could affect the pacemaker. There is a risk of serious injury!

Warning!

- Do not put any objects between the charging devices and the wireless charging cradle.
There is a risk of fire!
- Do not place any metal objects or aluminum stickers on the wireless charger.
There is a risk of fire!
- Check that the correct voltage is available before startup.
- Check the lamp and the power cord for damage before each use.
- Never use the lamp if you find any damage to it. There is a risk of serious injury!
There is a risk of damage to equipment or other property damage!
- Do not use an LED lamp in explosive areas where flammable liquids, gases or dust are present.
There is a risk of serious injury!
There is a risk of damage to equipment or other property damage!
- LED lamps are extremely light. Never look directly into the light.
There is a risk of serious injury!

Operation/Supervision

Warning!

- This device may only be used with original and non-damaged parts and accessories.
- Always keep your device under control during use and operation!

Warning!

- Always unplug the machine if it is left unattended and before assembly, disassembly or cleaning.
- The device and the power cord (AC power adapter) must not be left unattended when connected to a power source.
- Never leave the appliance unattended and freely accessible and do not leave it with a freely accessible power cord.

There is a risk of electric shock!

There is a risk of serious injury!

- Do not place the appliance:
 - on the edges of tables or parts of furniture,
 - to unstable or uneven surfaces,
 - on dirty surfaces,
 - near containers containing water and other liquids.

There is a risk of serious injury!

There is a risk of damage to equipment or other property damage!

- Do not use or place the appliance in a place where children may freely reach. Prevent children from playing with the device.
- Mechanical damage (breakage or breakage of parts and covers) of the device can cause serious injury. Do not use damaged equipment and accessories.

There is a risk of serious injury!

There is a risk of damage to equipment or other property damage!

- Do not use or place the appliance near water containers. If the appliance falls into the water, take it to a specialist service to check if it is safe and working properly.
There is a risk of electric shock!
There is a risk of electrical short circuit!
- Never overload the equipment beyond the limits specified by the technical specifications!
- Always divide the device to the recommended operating intervals and set the operating mode (operating time and break time) and follow these instructions.
- Do not attempt excessive force or rotate the device on the bottle to act on the device mechanism to accelerate the operation of the device.
- If you notice any unusual occurrences (sounds, odors, smoke...), immediately switch off the device and unplug it from the mains. Have the appliance checked by a specialist workshop.
- Never underestimate the potential hazards and take extreme caution!!!

Safety instructions for the power supply

- If the AC adapter cable is damaged, replace it immediately for undamaged original or new.
- Store AC Adapter only in dry rooms at ambient temperature $+5 \div +40$ °C.
- Do not pinch the AC adapter and the cable and connect it to the AC socket when wet or wet, and the AC adapter cable or the device itself. Always dry hands, power cord and equipment dry with a dry cloth.
There is a risk of electric shock!
- Never push any conductive objects (such as a screwdriver, etc.) into the AC adapter connector.
There is a risk of electrical short circuit!
There is danger of explosion!
- Do not use travel adapters (for foreign sockets) as a power cord.
There is a risk of electric shock! There is a risk of fire!
- Clean the power adapter regularly from dust. There is a risk of fire!

MAINTENANCE

- CAUTION: The LED lamp does not contain any parts that need to be maintained.
- The LED light source cannot be changed. If necessary, replace the complete LED lamp.

Device information

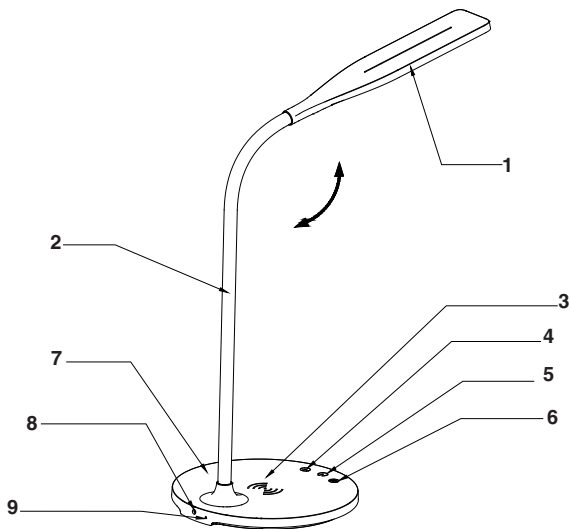
- Wireless charging makes it easier for you to charge your smartphone. If your phone supports it, just place it on the built-in charger.
- The lamp provides direct light from LEDs that is suitable for reading.
- Thanks to the adjustable arm and shade, you can easily direct the light where you want it.
- Switch the light on and off with the touch buttons.
- Intelligent wireless charging.
- Intelligent timed lamp off.
- Light source: semiconductor super bright LEDs
- Three light modes: natural light, cold white light, warm yellow light
- Min. luminous flux: <150 lux (measured from a distance of 33 cm) Max. luminous flux:> 800 lux (measured from a distance of 33 cm)



Power supply

The device is powered by the supplied AC adapter with a DC output voltage of 5 V, 3 A, which has a jack connector.






Connect the AC adapter to an electrical socket and the jack connector to the connector on the device.

Parts description



- 1 lamp shade
- 2 arm
- 3 wireless charging zones
- 4 button  (timed lamp off)
- 5 button  (switch on/off/change brightness)
- 6 M button (light mode)
- 7 base
- 8 power jack connector (AC power adapter connection)
- 9 wireless charge indicator light

Operation

- 1 Plug the AC adapter cable into the connector on the lamp and plug the AC adapter into an electrical socket.
- 2 Switch on the device by briefly touching button . The device switches on (the lamp lights up).
To switch off (switch off) the device, touch button  again. The device switches off (the lamp goes out).
- 3 With the device switched on and the lamp on, briefly touch the **M** button cyclically switch light mode:
- natural light - cold white light - warm yellow light. The default light is natural light.
- 4 When the device is on and the lamp is on, touch and hold  changes the intensity of the light.
- 5 **Timed lamp off function:**
In any state, long touch and hold the button  to activate the timed shutdown of the device. The light flashes twice to indicate that the sleep timer function has been activated and the sleep time is 40 minutes. If you press the button  again, the time will be reset to 40 minutes. After 40 minutes, the lamp turns off automatically.
- 6 **Wireless charging:**
For wireless charging, turn on the lamp, place the device you want to charge on the wireless charging zone (3) on the base of the lamp (wireless charging icon). For optimal charger operation, the charger must be located directly on the wireless charging icon. For some devices, you need to enable wireless charging in the settings.
If your battery is completely discharged, it may take a few minutes before charging. This is completely normal. When the battery starts charging, the battery charging symbol will appear on your phone.
The wireless charging zone on the mobile phone must be in contact with the wireless charging icon on the lamp base.
The wireless charging function of mobile devices and the lamp light function work simultaneously.

Troubleshooting

Warning!

If you encounter any issues with this device, try resolving them using this report. If precautions do not help, do not attempt to remove the device cover or repair it yourself. There is a risk of electric shock!

The lamp does not work.

Make sure you are using the correct (supplied) AC adapter.

Wireless charging failed.

Make sure that the mobile phone has a wireless charging function and, if so, that its function is activated.

Make sure that the wireless charging zone of the mobile phone is in contact with the wireless charging zone on the base of the lamp (wireless charging icon).

The touch buttons are activated arbitrarily.

Check that the power supply is not disturbed, disconnect and reconnect the power supply. Make sure that the charged mobile phone you are touching does not touch the touch keys.

The light flashes or goes out.

Make sure you are using the correct (supplied) AC adapter.

Maintenance

Cleaning the surface of the device

Use a soft cloth slightly moistened with a mild cleaning solution to clean the surface, panel, and controls. Do not use any type of abrasive pad, scouring powder, or solvent, such as thinner, petrol, or alcohol.


Technical specifications

Generally

Power consumption:	14 W
Charger power:	5 W max.
Power supply:	supplied AC adapter with 5 V, 3 A DC output voltage
Protection class (adapter):	II - with double insulation
Protection class (lamp):	III - with safe low voltage
Min. luminous flux:	<150 lux (measured from a distance of 33 cm)
Max. luminous flux:	> 800 lux (measured from a distance of 33 cm)
LED life:	up to 30,000 hours
Light color temperature:	2,700 - 6,500 K
Dimensions (h x d x w):	36 x 36 x 17 cm
Weight:	0.5 kg

Supplied accessories: operating instructions (1)
AC adapter (1)

We reserve the right to make changes!



Producer:

ORAVA retail 1, a.s.
Seberínho 2
821 03 Bratislava
Slovenská republika

Importer:

ORAVA retail 1, a.s.
Seberínho 2
821 03 Bratislava
Slovenská republika

ORAVA distribution CZ, s.r.o.
Ostravská 494
739 25 Světlodv
Česká republika



DISPOSAL OF USED ELECTRICAL AND ELECTRONIC EQUIPMENT

The symbol on the product or on its packaging indicates that this product does not belong to household waste. It is necessary to take it to a collection point for electrical recycling and electronic equipment.

By ensuring proper disposal of this product, you will help prevent negative consequences to the environment and human health that would otherwise be caused by inappropriate disposal of this product. For more detailed information about recycling of this product, please contact your local authority, your household waste disposal service or the shop where you purchased the product.



This product meets all the essential requirements of the EU directives that apply to it.