



orava

Venere

Instruction manual

EN

Rotating face cleansing
and massage machine

Intended use of the device

The device is intended exclusively for the massage of the delicate skin of the face and neck, to the extent determined by the technical and operational parameters and functions, safety and user instructions and external influences of the operating environment.

ORAVA electrical appliances are manufactured according to the state of the art and recognized safety rules. Nevertheless, improper and unprofessional use or use contrary to the intended use may result in injury or danger to the life of the user or third party, damage to equipment and other material values.

Safety instructions for use

- The electrical equipment is designed and manufactured in such a way as to enable safe operation and use by persons without professional qualifications. Despite all the measures that were the manufacturer performed for safe use, operation and use carry certain residual risks and associated hazards.
- The following symbols and their meanings have been used on the device and in the accompanying documentation to warn of potential hazards:



This symbol warns users that there is a risk of:
Risk of serious injury or death!
Risk of equipment damage or other property damage!

IPX7

This marking of the electrical device means that the device is designed with an outer cover to protect it from water ingress.

In this case, it is the level of protection against immersion in water (within 30 minutes, at a maximum depth of 1m)

General instructions and warnings

- Before operating the machine, we recommend that you read the operating instructions carefully and operate the equipment in accordance with the instructions.
- The safety instructions and warnings contained in this manual do not cover all possible conditions and situations that may arise when using the equipment. The user needs to understand that a factor that cannot be built into any of the products is personal responsibility and caution. These factors must therefore be ensured by users operating this device.
- Failure to observe the safety instructions and warnings does not warrant the manufacturer for any damage to health or property!
- Keep the operating instructions as close as possible to the equipment throughout its life. Always keep these operating instructions together with the appliance for future reference and use by new users.
- Use the equipment only for its intended purpose and in the manner specified by the manufacturer.
- This is not a professional commercial use device.
- Do not change the specifications and characteristics of the equipment by unauthorized modification or modification of any part of the equipment.
- The manufacturer is not liable for damages caused during transportation, improper use, damage or destruction of the equipment due to adverse weather conditions.

Safety of the operating environment

- Do not use the device in an industrial environment or outdoors!
- Do not expose the device to:
 - sources of excessive heat or open flame,
 - vibration and excessive mechanical stress
 - insects, animals and plants,
 - aggressive and chemical substances.
- The operating environment of the equipment must always be in accordance with the established essential characteristics. Operating environment characteristics:
 1. Ambient temperature: $+5 \div +40$ ° C
 2. Humidity: $5 \div 85\%$
 3. Altitude: 000 2,000 m
 4. Water occurrence: occasional water condensation or water vapor
 5. Occurrence of foreign bodies: the amount and type of dust are insignificant
 6. Degree of protection by enclosure: IPX6 (water ingress protection)

Electrical safety

- Electrical Class III electrical devices are those that are powered by a low-voltage (battery or accumulator) source and present no danger to the user in terms of electric shock.

Personal safety

- This appliance is intended for use and operation by persons without electrical qualifications - by the layman, following the manufacturer's instructions.
- Operators of the equipment include activities such as switching the equipment on and off, user manipulation and setting of operating parameters, visual or auditory control of the equipment and user cleaning and maintenance

- This appliance may be used by children from 8 years of age and persons with reduced physical, sensory or mental abilities or lack of experience or knowledge if they are supervised or instructed to use the appliance safely and understand the dangers involved.
- Children must not play with the appliance.
- Cleaning and maintenance by users must not be performed by children without supervision.

Cleaning, maintenance and repair

- Only carry out normal cleaning and maintenance of the appliance in the recommended manner. Do not use solvents or abrasive cleaning items for cleaning. Pollution and visible spots from touching fingers or hands can be cleaned using cleaning agents designed to clean household appliances.
- Clean the electrical parts only with a damp cloth and wipe dry or allow to dry.
- Keep the appliance clean and dry.
- Do not disassemble the appliance!
- Never repair the electric appliance yourself!

Unpacking

- Unpack the equipment and accessories before putting them into service and remove any parts of the packaging materials and labels.
- Keep packaging materials in a safe place or keep them out of reach of children and incapacitated persons.

Operation/Use

Caution!

- The face and neck care device has been designed to allow deep but gentle cleansing and removal of dirt from the face and neck surface. At the same time it provides a comfortable and gentle massage of the skin and leaves a feeling of cleanliness and freshness.
- The facial cleanser is more effective than manual cleaning .
- With a soft silicone head, the device removes dead skin cells, cleans pores, removes makeup remnants. At the same time it helps to increase blood circulation, reduces wrinkles and helps to remove circles under the eyes.

Warning!

- The device is designed for personal use and personal hygiene.
- Due to this fact, it is not recommended that the device be used by different persons. There is a risk of transmission of dermatological disease!

Warning!

- Use the device with extreme caution. In particular:
 - places with dark brown or black spots such as large freckles, birthmarks, blisters or warts, etc.,
 - in areas affected by eczema, psoriasis, open wounds or other acute skin infections,
 - on cracked or otherwise damaged skin.
- Ask your doctor or a specialist physician for advice on the suitability of the device and facial skin care products.

There is a risk of serious damage to health!

Warning!

- Do not use the device more than twice a day in the same skin area.
- Follow regular intervals to change face area when using the device. It is recommended to use a maximum of 1 minute per area of facial skin.
- Face can be divided into approximately 3 areas: 1. forehead and nose, 2. left side of face, 3. right side of face.

- Do not use the device with cleaning agents containing irritants or rough microparticles.
- If you experience any adverse effect of your device on the skin condition of your face when using it, stop using it immediately and contact your doctor.

Warning!

- Do not use the skin cleanser in close proximity to the eyes. Careless handling can cause serious injury.

Warning!

- If the device subsequently shows signs of malfunction or damage, take it to a specialist garage for inspection.
- Never overload the equipment beyond the limits specified in the technical data!
- Follow the operating instructions for operating the machine (operating time/operation and breaks). Clean the device regularly. Equipment contamination may result in reduced operating parameters and possible subsequent irreversible damage.
- If any safety part/component (mechanical, electrical) is part of the equipment, never remove this part/component from operation! If the safety part/component is damaged or not working, do not use the device!

Cleaning of human body care equipment

- The use of human body care equipment also entails regular and thorough cleaning of these devices and their accessories.
- This section provides important basic procedures for cleaning equipment and accessories that are used for the care and care of human body parts for reuse.

Warning!

- Do not allow other people to use the human body care equipment, especially the personal hygiene equipment.

- When using and cleaning human body care equipment, follow these instructions:
- Before each use of the appliance, always check it thoroughly for damage, proper functioning and proper hygiene.
- After each use of the appliance, wipe all parts and surfaces of the appliance and its accessories, which have been contaminated with residues of the cleaning agent (eg cleaning gel, etc.), in dry paper towel - coarse dry cleaning.
- After removing the coarse contamination, apply a suitable detergent (suitable concentrate of detergent to remove residues of biological particles and degreasing the surfaces of cleaning bristles of the attachment - cleaning and possibly disinfectant intended for the care of hygiene aids) to the device accessories and thoroughly clean these parts by hand pressure with your fingers and rubbing brushes).
- After cleaning, rinse the accessories thoroughly under running, clean and warm water.
- Wipe all parts of the appliance and accessories dry or allow to dry.
- It is often necessary to repeat this procedure several times to thoroughly clean the device accessories from dirt residues.
- Use of a suitable disinfectant used in the area of human skin disinfection is recommended in order to achieve a higher effect in the cleaning process of the accessory.
- Proper and thorough cleaning of human body care accessories is an important prerequisite for keeping these parts in an acceptable hygienic condition and achieving the longest possible service life.
- Never underestimate possible hazards and be careful!

Device information

- Healthy and environmentally friendly silicone surface.
- Protection level 7, the appliance can be washed with water.
- Rotary cleaning technology creates recesses that penetrate the skin surface into the deeper layer and remove dirt from the pores.

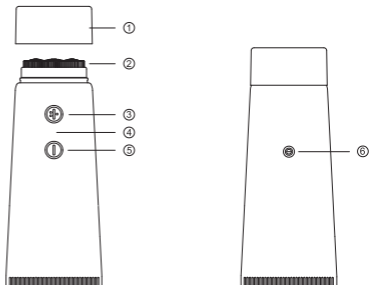
Power supply

The device is powered by a built-in 400 mAh, 3.7 V Li-ion battery
AC Adapter with 5V DC output voltage, 500-1000 mA using the supplied charging cable with USB connector and mini connector.

Connect the AC adapter to a power outlet, connect the USB cable connector to the AC adapter, and connect the mini-connector to the mini-connector on the device.

You can also power the unit from a PC by connecting the PC and this unit with the supplied cable.

Parts description



- 1 Cover
- 2 Cleaning/Massage Zone
- 3 Rotation intensity up/down button
(2 speeds)
- 4 LED indicator
- 5 On/Off button
- 6 Power mini connector
(connection of supplied cable and suitable AC adapter)

Operation

1 Charge the device before first use.

Connect the mini-connector of the supplied cable to the power mini-connector on this unit (6) and the other USB connector to the USB connector on the optional AC adapter (single output 5V, 500-1000 mA) or to the USB connector on the PC. Plug the AC adapter into a power outlet.

2 The red charging LED will light during charging, and when the green LED is lit, the battery is fully charged.

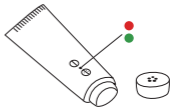
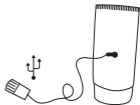
Unplug your device from the charging source and you can use it.

3 Moisten your face with water and apply detergent to the face or the cleaning area of the machine.

4 Press the button (5) to turn on the machine, the green LED will light, and use the button (3) to set the desired rotation intensity.

5 Gently press the device on with a cleansing/massage area and move the device around the skin in a circular motion.

6 When you have finished using it, press the button (5) again to turn off the machine.



Problem solving

Warning!

If you have any problems with this device, try this problem solving guide. If the measures do not help, do not attempt to remove the device cover or repair it yourself.

The device is not working

Make sure the device is charged. If it is not charged, charge it.

If the device cannot be charged, make sure that you are using the correct AC adapter (not supplied) for charging.

Cleaning and maintenance

Cleaning the device surface

To clean the surface, the panel, the controls and the massage/cleaning zones, use a soft cloth slightly moistened with a mild cleaning solution. Do not use abrasive cloths, cleaning powders, or solvents such as thinner, benzene, or alcohol.

Do not use aluminum, silicone, or granular detergents as they may damage the soft silicone touch tips of the machine.

Technical specifications

Všeobecné

Power (charge):	optional AC adapter with 5V DC output, 500-1000 mA (not supplied) Built-in Li-ion battery, 400 mAh, 3.7 V
Dimensions:	41 x 53 x 128mm
Weight:	89 g
Speed:	80 - 125 rpm
Supplied accessories:	operating instructions (1) charging cable (1)

Subject to change!

Producer:

ORAVA retail 1, a.s.
Seberíniho 2
821 03 Bratislava
Slovenská republika

Importer:

ORAVA retail 1, a.s.
Seberíniho 2
821 03 Bratislava
Slovenská republika

ORAVA distribution CZ, s.r.o.
Ostravská 494
739 25 Sviadnov
Česká republika

DISPOSAL OF USED ELECTRICAL AND ELECTRONIC EQUIPMENT

The symbol on the product or on its packaging indicates that this product does not belong to household waste. It is necessary to take it to a collection point for electrical recycling and electronic equipment.

By ensuring proper disposal of this product, you will help prevent negative consequences to the environment and human health that would otherwise be caused by inappropriate disposal of this product. For more detailed information about recycling of this product, please contact your local authority, your household waste disposal service or the shop where you purchased the product.



This product meets all the essential requirements of the EU directives that apply to it.