



# ST-500

Instruction manual

EN



CE

Before using the device, read this manual carefully and store it for future reference.

Toaster 5 in 1

# The intended use of the device

The device is designed exclusively for the heat treatment of food - to prepare sandwiches and grilling, to the extent specified by the technical and operating parameters and functions, safety and user instructions and external influences of the operating environment.

ORAVA Electrical Appliances are manufactured in accordance with the state of the art and recognized safety-technical rules. Nevertheless, the use or use contrary to designation may result in the risk of injury to or endangering the life of the user or third person, damage to the device and other material values.

## 1. GENERAL SAFETY INSTRUCTIONS AND WARNINGS

- This document contains important safety instructions and warnings for safe, correct and economical operation of the electrical equipment. Its compliance helps the user avoid risks, increase reliability and product life.
- In this document, the general term product is used in text parts such as: electrical equipment - any device used for the production, conversion, transmission, distribution or use of electricity.
- From the point of view of the purpose of using electricity, the concept of electrical equipment in the strict sense of the word will include the following categories:
  - household electric appliances,
  - information and communication equipment,
  - consumer electronics,
  - lighting equipment,
  - electrical and electronic tools,
  - toys and equipment for sporting and recreational purposes,
  - medical devices (aids),
  - monitoring and control devices,
  - vending machines.

### 1.1 General safety instructions

- Before operating the unit, we recommend that you carefully read the instruction manual and operate the equipment in accordance with the instructions!
- The safety instructions and warnings in this manual do not cover all the possible conditions and situations that may arise when using the device. The user must understand that a factor that cannot be incorporated into any of the products is personal responsibility and caution. These factors must therefore be ensured by users serving this device.
- Failure to follow the safety instructions and warnings is forbidden by the manufacturer for any damage to health or property!
- Keep the instruction manual as close to the device as possible throughout its service life. Always keep the instruction manual together with the appliance for future use and use by new users.
- Use the appliance only for the intended purpose and in the manner specified by the manufacturer.
- The appliance is intended for home and similar indoor use without special focus.

- This appliance is intended, in addition to domestic use, for the following uses:
  - in shops, offices and other similar work environments;
  - in economic buildings;
  - in hotels, motels and other residential environments;
  - in bed and breakfast establishments.
- It is not a professional device for commercial use.
- Do not change the technical parameters and features of the device by unauthorized modification or modification of any part of the device.
- The manufacturer is not responsible for damages caused during transportation, misuse, damage or destruction of the equipment due to adverse weather conditions.

## **1.2 Safety of the operating environment**

- Do not use the device in an industrial environment or outside environment!
- Do not expose the appliance to:
  - sources of excessive heat or open flame,
  - dripping or splashing water,
  - vibration and excessive mechanical stress,
  - insects, animals and plants,
  - aggressive and chemical substances.
- The operating environment of the device must always be in accordance with the basic characteristics set out.
- Features of the operating environment:
  1. Ambient temperature:  $+5 \div +40$  ° C
  2. Humidity:  $5 \div 85\%$
  3. Altitude:  $\leq 2\,000$  m
  4. Occurrence of water: intermittent condensation of water or occurrence of water vapor
  5. Occurrence of foreign bodies: quantity and type of dust are insignificant
  6. Protection degree: min. IP20 (device protected from touching dangerous parts by hand and non-waterproof)
- This degree of protection is not indicated on the product and on the technical parameters in the operating instructions.
- If the protection class of the product is different from IPX0, this information is then displayed on the label of the appliance or in the technical data of the operating instructions.
- Other characteristics of the domestic operating environment (mechanical stress - vibrations and vibrations, occurrence of plant, animals, weather effects ...) are negligible in terms of effect on the correct and safe use of electrical equipment.

### 1.3 Electrical safety

- Before connecting the appliance to the power supply for the first time, make sure that the voltage on the appliance label corresponds to that of the household electrical outlet.
- The electric appliance is designed to power from 1/N/PE ~ 230 V 50 Hz.
- The electrical safety of the appliance is guaranteed only if it is properly connected to the mains.
- Electrical protection class I equipment is equipped with a protection against electric shock by means of protective earthing of inanimate parts, which can become dangerous when the device is malfunctioning. Always connect such devices to properly installed mains sockets that are equipped with earthing conductors and have a properly grounded earthing conductor.  
All electrical equipment is equipped with a three-wire power supply.
- Class II electrical equipment is protected against electric shock by double insulation or by enhanced insulation of hazardous live electrical parts. Device of protection class II it must not be equipped with means to connect protective earthing.  
All electrical equipment is equipped with two-wire power supply.
- Class III electrical equipment is a device that is powered by a small safe voltage source (battery or accumulator) and does not present any danger to the user from electrical shock.
- In order to provide increased safety against the risk of electric shock due to the use of electrical appliances by laypersons, it is recommended to install the power supply circuit for sockets with a rated current not exceeding 20 A RCD with a rated operating current not exceeding 30 mA.  
To ensure the safety and correctness of the electrical installation, consult a qualified electrician.
- Only use a power cord with a plug (mains lead) supplied with the device and compatible with a wall socket. Using another cable may result in fire or electric shock.
- Always connect an electrical appliance to an easily accessible mains socket. In the event of an operating fault, the appliance must be switched off as soon as possible and disconnected from mains supply.
- The power cord and mains plug must always be easily accessible for safe disconnection of the electrical appliance from the power supply.
- Do not pull off the power cord by pulling the cable. Disconnect the power cord by pulling the plug behind the power cord plug.
- If you use an extension cord, make sure that the total rated power of all devices connected to the extension cord does not exceed the max. current load on the extension cable.
- If you need to use an extension cord or power supply block, make sure that the extension cord or power pack is plugged into a power socket, and not to another extension cord or power supply. The extension power cord or power supply block must be designed for grounded electrical plugs and connected to a properly grounded electrical socket.
- The power plug of the appliance must be compatible with the mains socket. Never use any adapters or modify the socket in any other way. Do not use inappropriate or damaged drawers!
- To avoid electrical shock, plug the power cables into properly grounded electrical sockets. If the device is equipped with a 3-pole plug, do not use adapters that do not have a grounding element or remove the grounding element from the plug or adapter.

- Do not bend, crush or otherwise expose the power cord of the appliance to mechanical stress or external heat sources. Damage to the power cord may result in electric shock.
- When the power cord is damaged, disconnect the appliance from the mains and do not use it again.
- If the power cord is damaged, it must be replaced by the manufacturer, its service department or a similarly qualified person to avoid the risk of electric shock.
- Regularly check and maintain the electrical appliance as well as the power cord and power socket. Disconnect the power plug regularly and clean it if necessary. Pollution by dust or other substances may cause disruption of the insulating state and consequently fire.
- Do not expose the appliance to water or moisture. The ingress of water into the appliance increases the risk of electric shock.  
If the power cord is wet or the water has penetrated the water, disconnect it immediately from the mains. If the appliance is plugged into a mains socket and if possible, turn off the power circuit before attempting unplug the power. If you are pulling wet wires from a live power source, be very careful.
- If the electrical equipment is installed (connecting) the protective covers are dismantled, the electrical parts must not be accessible to the user when the installation is finished.

#### **1.4 Safety of persons**

- This appliance is intended for use and operation by persons without electrotechnical qualification - lay people, according to the instructions specified by the manufacturer.
- Device operation includes activities such as switching on and off, user manipulation and setting of operating parameters, visual or auditory inspection of the equipment, and user cleaning and maintenance.
- This appliance can be used by children under the age of 8 and persons with reduced physical, sensory or mental capabilities or lack of experience or knowledge when supervised or instructed to use the appliance safely and understand the dangers involved.
- Children may not play with the appliance.
- Cleaning and maintenance for users may not be performed by children unattended.
- Always keep the appliance out of reach of children during use and operation. Be sure to download the appliance even for a freely accessible power cord.
- Always be careful when operating the electric appliance! Do not use an electric appliance if you are overly tired, under the influence of medication or narcotic drugs that reduce attention and focus.
- Inattention during operation may result in serious injury.

## 1.5 Cleaning, maintenance and repairs

- Observe the normal user cleaning and maintenance of the appliance in the recommended way. Do not use solvents or harsh cleaners for cleaning. Pollution and visible stains from finger contact, respectively. The hands can be cleaned using detergent detergents specially designed to clean household appliances.
- If you do not use the appliance, clean it or disconnect the appliance from the power supply when the appliance is faulty.
- Electrical appliances that are cleaned after use and are not intended to be completely or partly immersed in water or other liquid, protect against the effects of dripping and / or splashing water and before immersion.
- Electric household appliances, like all other technical devices, are subject to the surrounding environment and natural wear. Since the legal framework of regular maintenance is not laid down for lay-in electrical household appliances, the manufacturer recommends that the user have the appliance checked and cleaned at least once a year by a specialist workshop.
- By doing so, it is possible to achieve safety, operational reliability and increased service life.
- Do not disassemble the electric appliance! The appliance works with a dangerous voltage. For this reason, always switch off the appliance and disconnect it from the mains supply during user maintenance. In the event of a fault, please have the repair serviced by an authorized service center.
- Before calling a service:
  1. Turn the appliance off and on to make sure the fault reappears.
  2. If the malfunction of the appliance still persists after these operations, call the nearest specialist service center.
- Never repair the electric appliance yourself!
- Unauthorized, unqualified and improper use of an electric appliance may result in electric shock or other serious injury.
- Only carry out the warranty or post-warranty repair of an electrical appliance to an authorized qualified person (\*).

(\*) Competent qualified expert: the sales department of the manufacturer or importer or the person qualified and authorized to carry out this type of activity with the ability to avoid all risks.

## 2. Special Safety Instructions.

### Read carefully!

Electrical equipment is designed and manufactured in such a way as to allow for safe operation and use by persons without a professional qualification. Despite all the measures taken by the manufacturer to ensure safe use, handling and use, it carries with it certain residual risks and associated potential hazards.

The following symbols and their meanings have been used on the device and in the accompanying documentation to warn of possible hazards:



This symbol alerts users that the device is operating a dangerous electrical voltage. Do not remove the protective covers on the device. Failure to observe the safety instructions during use and operation of the device may result in:

Danger of electric shock! Danger of serious injury or life threatening!



This symbol alerts users that following can happen if not respecting rules when operating the device:

Danger of serious injury or life threatening! Danger of damage to equipment or other damage to property!



This symbol warns users that if the safety instructions for use and operation of the appliance are not adhered to: Danger of burns from the hot surface!



This symbol alerts users to the following: Failure to observe the safety precautions when operating and operating the unit will result in: Danger of fire!

### Transportation/Transfer

- When transporting and using, take care when moving to avoid overturning the device.
- Transport/transit the equipment only after thorough inspection of the space and routes, which must be unobstructed.
- Never carry the machine while it is in operation. Do not carry the device while it is plugged into a wall outlet.

### Warning!

- Some surfaces may be hot during operation.
- Never transfer the appliance until it has cooled down to ambient temperature.
- Transfer the device firmly by gripping the handles or the bottom edge of the base or fixed parts of the body.
- Make sure that your hands and equipment are not damp or slippery when carrying. There is a risk of serious injury or life threatening!  
There is a risk of damage to the device!

## **Unpack/Packaging**

- Unpack and remove all parts and accessories of packaging materials and labels before putting the device into operation. Keep all packaging materials in a safe place or keep them out of the reach of children and unaccompanied minors.  
There is a risk of serious injury!  
Risk of choking!

## **Check/Startup**

- Clean the machine before commissioning as described in the „Startup“ section. „Cleaning“.
- Never clean the device (body with electrical parts) and the power cord with the plug in a way that could cause the liquid to flow into the device.
- Clean these parts with a slightly moistened cloth and wipe dry or let it dry.
- We recommend performing both initial and subsequent periodic inspections of the device. Do not attempt to interfere with the construction or adjustment of the component parts in any way.
- Never use the appliance if it is incomplete, damaged, or damaged during use (eg due to a fall) during use. In case of damage, have the appliance repaired by a specialist workshop.  
There is a risk of serious injury!

## **Location/Installation**

### **Warning!**

- The appliance is not intended for use in recreational and motor homes and boats.
- Only place the appliance on flat and stable pads - kitchen work desks and furniture parts, suitable for the location of kitchen utensils.
- It is recommended to use a heat-resistant insulating pad under the device to provide effective protection against excessive heat from the device.
- The insulating washer must be made of the material of reaction to fire class A1 (non-combustible) or A2 (non-flammable) with a thickness of at least 1 mm. The size of such a pad should exceed the ground plan of the device by 150 mm on each side.
- Always make sure that the place you want to place the device has enough space, stability, mechanical strength and appropriate lighting.
- Do not place or dispose of any objects or liquid containers on the heated plates unless they are used.
- Do not place the appliance:
  - to unstable tables or inappropriate parts of furniture,
  - on an uneven and dirty surface,
  - on the sealing edge of tables or parts of furniture,
  - in the vicinity of containers with water or other liquids.

### **Warning!**

- It is forbidden to install and use the device in an environment where there is a risk of fire or explosion of explosives, explosions of flammable gases and vapors, and fire of flammable liquids.



## **Warning!**

- Place the device in a place where children can not reach freely. Work desks and furniture for placing should not be less than 85 cm.
- Prevent children from handling the device. The device may overturn and cause serious injury. Mechanical damage (breakage of parts and covers) of the device can cause serious injury.
- Do not place or use the appliance near water-containing containers. If the appliance falls into the water, do not remove it. First, pull the power cord plug out of the mains socket and then select the appliance from the water. In such cases, take the device for inspection to a specialist service to check that it is safe and working properly.

There is a risk of electric shock!

There is a risk of electrical short circuit!

- Do not cover the device in any way. Do not insert or allow the foreign bodies to enter the holes of the device covers. Do not cover the openings of the airflow covers. Air ventilation ensures reliable and safe operation of the device.
- From a fire protection and safety point of view, the device can also be placed on a work table or similar surface if a safe distance from the flammable surfaces is maintained. materials:
  - at least 500 mm in the direction of the main heat sink and
  - at least 200 mm in other directions.

There is a risk of electric shock! There is a danger of fire!

## **Operation/Supervision**

### **Please note!**

- The device is automatically commissioned when the power plug is plugged into a power outlet. This state is indicated by a light bulb.
- Always keep your device under control during use and operation!
- This device is not intended to be operated by a programmer, an external time switch or a remote control, as there is a risk of fire if the device is covered or incorrectly positioned.
- Do not leave the appliance unattended during use and during operation, especially when there are children, inappropriate persons or animals nearby.
- Do not use the appliance near flammable materials and objects such as, for example, curtains, decorative fabrics, and the like.

There is a danger of fire!

There is a risk of damage to equipment or other property damage!

## **Caution!**

- The temperature of the accessible surfaces may increase during operation.
- Do not touch hot surfaces, especially when operating and immediately after use.
- Be very careful when preparing meals. Heat-treated dishes are also very hot.
- Use handles when handling the device and its parts. Use kitchen towels or gloves.
- Open the covers (the lid) of the device at the time of use slowly and carefully. When suddenly opening, there is a risk of a hot air leak.

## **Warning!**

- After turning off the device, the surfaces remain warm for a certain amount of time. Before any further handling of the storage and storage device, always wait for the hot surfaces to cool completely.  
There is a risk of burning from the hot surface!  
There is a risk of burning/burning from hot air/hot food!
- Do not use the appliance for space heating, drying textiles, clothing, footwear or any other items!
- Do not place any objects on the device covers and the heating surface.  
There is a danger of fire!  
There is a risk of damage to equipment or other property damage!
- Prepare food without supervision when using grease or oil can be dangerous and may result in fire.
- Do not try to extinguish with water if there is a fire (from overheating of fat or oil). Always switch off the device first (disconnect it from the mains socket) and cover the flame on the device, for example, a lid or a fire blanket.  
There is a risk of damage to the device or other damage to property.  
There is a danger of fire!
- The electrical socket and power cord must remain easily accessible for safe disconnection of the appliance from the power supply.

- Protect the power cord from touching the hot parts of the device and sharp edges.
- Always unplug the power cord from the AC outlet while leaving the device unattended.
- Never leave the appliance unattended and freely accessible with a free-hanging power cord. Children, inappropriate persons, or animals could download the device for the power cord.
- Always switch off and unplug the appliance from the mains by removing the power supply from the electrical outlet before replacing the accessories or accessible parts that are in use, before installing and disassembling, before cleaning or servicing or after use.  
There is a risk of serious injury!  
There is a risk of electric shock! There is a risk of damage to equipment or other property damage!
- Do not store the appliance with a wrapped cord around your body. Wipe the loop „loosely“ in the way it was folded in the original packaging from the manufacturer.  
There is a risk of damage to the device or other damage to property.
- Never overload the equipment beyond the limits specified by the technical specifications!
- Observe the operating mode of the device in accordance with the operating and operating instructions.
- If you notice any unusual occurrences (sounds, odors, smoke...), immediately switch off the device and unplug it from the mains. Have the appliance checked by a specialist workshop.
- Carefully clean the appliance after all use of all food and grease residues. Improper cleaning or neglect of cleaning results in reduced equipment safety and service life.
- Before cleaning, disconnect the appliance from the mains and allow it to cool down sufficiently.

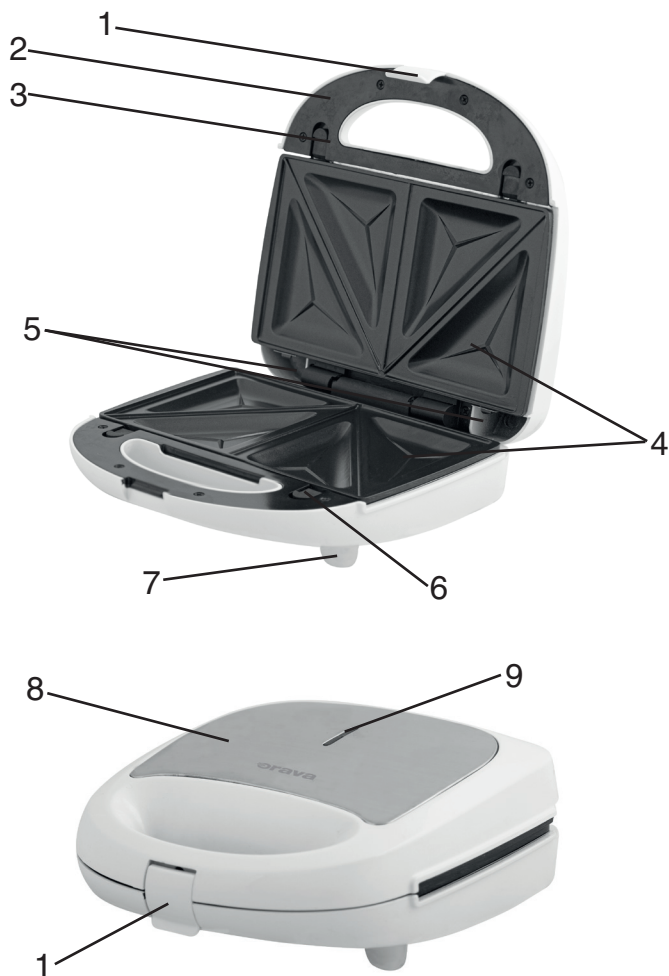
## **Warning!**

- Do not immerse the appliance (even in part) in water or other liquid.  
There is a risk of electric shock!  
There is a risk of damage to equipment or other property damage!
- If any safety component/component (mechanical, electrical) is part of the unit, never disable this part/component! If the safety component / component is damaged or not working, do not use the appliance!
- Children under 3 years of age must be prevented from accessing the appliance unless they are under the supervision.
- Children between 3 years and under 8 years of age may not connect the appliance to the outlet, regulate it, or clean or perform maintenance on the user.  
**Caution:** Some parts of this product may become very hot and may cause burns. Take special care when vulnerable persons or children are present.
- Never underestimate the potential hazards and pay extra caution !!!

## **Instructions for cleaning the surfaces of parts and components of food contact devices**

- The appliance must not adversely affect the quality and performance of the food, so regular cleaning of all surfaces that come in contact with the processed food is necessary.
- Always clean all parts of food and grease after use. It is important to thoroughly clean the surfaces from residues, grease, grease deposits and burns.
- Follow these steps:
  - Disassemble the appliance (depending on the type of appliance and the manufacturer's instructions) on parts which are individually washable either directly under running hot water or can be immersed in warm water where appropriate detergent is added.  
Otherwise, clean the unit in assembled condition.
  - Carefully remove any visible parts of the food from all parts of the appliance (parts of the food processor).
  - It is a good way to use all surfaces with a dry paper towel. Do not use abrasive cleaners and metal utensils for cleaning.
  - Clean the surfaces for food preparation with a soft sponge or cloth soaked in warm water with the addition of a small amount of detergent concentrate. Leave the cleaning solution for a few minutes.
  - Then dirty surfaces with adequate pressure but thoroughly apply the cleanser and remove all food and grease residues.
  - Apply these areas of cleaned parts and parts of the appliance using a soft sponge or cloth soaked in clean, warm water. Be careful not to get water into the electrical parts of the appliance.
  - Repeat this procedure as necessary to remove any detergent residue.
  - Always dry thoroughly with a soft cloth or paper towel, or allow it to dry.
- It is important to clean the device (food contact parts and parts) because food residues tend to be subject to the rotting process and thus contaminate harmless foods when they are processed.

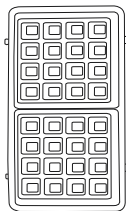
## Parts descriptions




- 1. safety catch
- 2. handle
- 3. lock to secure the top plate
- 4. removable plates
- 5. hinges
- 6. lock to secure the lower plate
- 7. feet

- 8. device body
- 9. control lights (red and green)

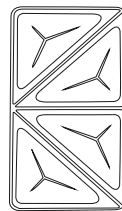
## Parts descriptions




2 waffle plates



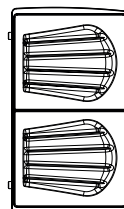
2 grill plates



2 plates for toasts



2 donut plates



2 plates for toasts/shell

## Preparing the device for operation

- **NON-STICK LAYER**

Before using the baking machine for the first time, lightly spread the oil on the plates. Then put the machine into operation for about 5 minutes. After disconnecting and cooling the oven, wipe the plates with a damp cloth.

- We recommend that you do not consume the first prepared toast after purchasing the appliance.

### **WARNING!**

After connecting the appliance to the electrical voltage socket, the baking surfaces and the outer casing of the appliance are heated. Do not touch the heated surface. Use a heat-insulated handle to tilt or tilt the top, and use a wooden or refractory plastic towel to remove the toast.

## Using the device

1. Place the device on a suitable flat and stable surface.
2. Choose the baking plates you will use.

### Warning!

- Before changing the plates, the toaster must be disconnected from the mains.

### Plate removal

- Slide the locks up (upper locks) and down (lower locks) in the direction of the arrows to release the upper/lower plate and then remove them.

### Inserting plates

- Slide the edge of the upper plate over the left and right hinges. Press the plate towards the body of the toaster until the plate clicks. Attach the bottom plate in the same way.
3. Plug the power cord into an electrical outlet with a protective pin (230 V~, 50 Hz). The red light indicator lights up. When the operating temperature (baking temperature) is reached, the green light indicator lights up. The device has reached the required temperature and is ready for use. The thermostat maintains the operating temperature from this moment on. This condition is accompanied by the green indicator turning off and on repeatedly.
  4. Open the top part and put the prepared food into the device (e.g. two folded slices of toasted bread). Close the top so that the locking clip on the handles clicks.
  5. The green light will turn on and off as the thermostat turns the plate heating on and off.
  6. Open the top and remove the prepared food using a flat wooden spoon or similar tool. Do not use any pointed or sharp objects to avoid damaging the non-stick layer of the baking plates.
  7. If you are not baking, make sure that the baking trays are always closed.
  8. After finishing baking, disconnect the power cord from the mains and let the device cool down.



# Cleaning and maintenance

Disconnect the power cord from the mains and let the device cool down.

## **1. Cleaning the surface of the device**

Never immerse the appliance in water or other liquid! To clean the surface of the device, use only a slightly moistened cloth in a mild detergent solution. Do not use any solvent or abrasive cleaner. They can damage the surface finish.

## **2. Cleaning the inside surfaces of the device**

Attach the loose food residue from the baking area with a soft cloth. Use only a slightly damp cloth in a mild detergent solution to clean the inside of the device. Do not use any solvent or abrasive cleaner. They can damage the anti-adhesive layer. After cleaning, dry thoroughly in air.

## Technical specifications

<b>Power supply:</b>	220 - 240 V~ 50/60 Hz
<b>Power consumption:</b>	750 W
<b>Weight:</b>	1,7 kg
<b>Dimensions (W x H x D):</b>	23,5 x 23 x10 cm
<b>Class of protection:</b>	I

**The right to change is reserved!**

**Producer:**

ORAVA retail 1, a.s.  
Seberínho 2  
821 03 Bratislava  
Slovenská republika

**Importer:**

ORAVA retail 1, a.s.  
Seberínho 2  
821 03 Bratislava  
Slovenská republika

ORAVA distribution CZ, s.r.o.  
Ostravská 494  
739 25 Sviadnov  
Česká republika

**INSTRUCTIONS AND INFORMATION REGARDING THE DISPOSAL OF USED PACKAGING**

Dispose of used packaging material at a municipal waste disposal site.

**DISPOSAL OF USED ELECTRICAL AND ELECTRONIC EQUIPMENT**

This symbol on the products or in the accompanying documents means that used electrical and electronic products should not be mixed with general household waste. For proper disposal, recovery and recycling, please return these products to designated collection points. Alternatively, in some countries of the European Union or other European countries, you may return your products to your local retailer when purchasing an equivalent new product. By ensuring this product is disposed of correctly, you will help prevent potential negative consequences for the environment natural resources and help prevent potential negative effects on environment and human health, which could be the consequences of improper disposal waste. Contact your local authority or nearest office for more details collection point. Improper disposal of this type of waste may result in penalties in accordance with national regulations.

**For business entities in the countries of the European Union**

If you wish to discard electrical and electronic equipment, please request the necessary information from your seller or supplier.

**Disposal in other countries outside the European Union**

This symbol is valid in the European Union. If you wish to discard this product, please request obtain the necessary information on the correct method of disposal from the local authorities or from the your supplier.



This product complies with all the essential requirements of the EU directives that apply to it.