

orava

SC-12

EN



CE

Please read this manual carefully before you use the machine and keep it for future reference

Electric hair clipper

Intended use of the device

The device is designed exclusively for trimming the hair in the nose, ears and adjusting the contours of the beard/chin/hair of people, to the extent specified by technical and operational parameters and functions, safety and user instructions and external influences of the operating environment.

ORAVA electrical appliances are manufactured according to the knowledge of the current state of technology and recognized safety and technical rules. Nevertheless, incorrect and unprofessional use or use contrary to the intended purpose may create a risk of injury or endanger the life of the user or a third party, respectively damage to equipment and other property.

Safety instructions for use

- The electrical equipment is designed and manufactured in such a way as to allow safe operation and use by persons without professional qualifications. Despite all the measures taken by the manufacturer for safe use, operation and use entails certain residual risks and the associated hazards.
- The following symbols and their meanings have been used on the device and in the accompanying documentation to warn of possible dangers:



This symbol alerts users to the risk of serious injury or death if the safety instructions for the use and operation of the device are not observed!

Danger of equipment damage or other property damage!



This symbol alerts users to:

Do not use the device in the bath or shower!

General instructions and warnings

- Before putting the device into operation, we recommend that you read the operating instructions carefully and operate the device according to the specified instructions!
- The safety instructions and warnings in this manual do not cover all possible conditions and situations that may occur when using the device. The user must understand that a personal responsibility is a factor that cannot be incorporated into any of the products and caution. These factors must therefore be ensured by the users operating the device.

- By failing to observe the safety instructions and warnings, the manufacturer is not liable for any damage to health or property!
- If possible, keep the operating instructions close to the device throughout its service life. Always keep the operating instructions with the appliance for future reference and use by new users.
- Use the device only for the intended purpose and in the manner specified by the manufacturer.
- This is not a professional device for commercial use.
- Do not alter the technical parameters and characteristics of the device by unauthorized change or modification of any part of the device.
- The manufacturer is not liable for damage caused during transport, improper use, damage or destruction of the device due to adverse weather conditions.

Operating environment safety

- Do not use the device in an industrial or outdoor environment!
- Do not expose the device to:
 - sources of excessive heat or open flame,
 - dripping or splashing water,
 - vibration and excessive mechanical stress,
 - insects, animals and flora,
 - aggressive and chemical substances.
- The operating environment of the device must always comply with the specified basic characteristics.

Operating environment characteristics:

1. Ambient temperature: $+5 \div +40^{\circ} \text{C}$
2. Humidity: $5 \div 85\%$
3. Altitude: $\leq 2\,000 \text{ m}$
4. Occurrence of water: occasional condensation of water or the presence of water vapor
5. Occurrence of foreign bodies: the amount and type of dust are insignificant
6. Degree of protection by cover: min. IP20 (the device is protected against contact with dangerous parts by the finger of the hand and not protected against the effects of water)

Electrical safety

- Protection class III electrical equipment is equipment that supplies a small, safe power supply (batteries or accumulators) and does not present an electric current for other hazardous hazards in terms of injury.

Personal safety

- This appliance is intended for use and operation by persons without electrical qualification - by laymen, according to the instructions provided by the manufacturer.
- Operations of the equipment include activities such as turning the equipment on and off, user manipulation and setting of operating parameters, visual or auditory inspection of the equipment, and user cleaning and maintenance.
- This appliance is intended for use by children from 8 years of age and persons with reduced physical, sensory or mental capabilities, or lack of experience and knowledge, provided they have been given supervision or instruction concerning use of the appliance safely and understand the dangers involved.
- Children must not play with the appliance.
- Cleaning and maintenance by users must not be performed by children without supervision.

Cleaning, maintenance and repairs

- Carry out routine user cleaning and maintenance of the electrical appliance only as recommended. Do not use solvents or harsh cleaning objects for cleaning. Dirt and visible stains from finger contact, respectively hands can be cleaned using detergents specially designed for cleaning household appliances.
- Never clean the device in a way that could immerse the liquid and allow the liquid to flow into the device.
- Clean electrical parts only with a damp cloth and wipe dry or allow to dry.
- Keep the device clean and dry.
- Do not disassemble the electrical appliance!
- Never repair the electrical appliance yourself!

Unpacking

- Before putting the device and accessories into operation, unpack and dispose of all parts of packaging materials, labels and stickers. Keep packaging materials in a safe place or keep them out of the reach of children and incompetent persons.

Inspection/Commissioning

- We recommend performing initial and subsequent regular inspections of the device. Use the device only with accessories supplied and approved by the manufacturer.
- Never use the device if it is incomplete, damaged or its parts or accessories have been damaged during use (e.g. due to a fall).

Operation/Use

Warning!

- The device is only intended for operation with replaceable batteries that can be replaced by the user and whose type is specified in the technical information of the operating instructions.
- This device may only be used with original and undamaged parts and accessories.
- The suitability and correct use of the individual trimming heads are specified in the „Operation“ section.
- The hair and beard treatment device has been designed in such a way as to allow the hairs to be gently trimmed from the skin of the nostrils and ear openings and / or to adjust the contours of the beard, chin or hair of persons.

Warning!

- Do not insert the nose and ear hair trimmer deeper than 0.5 cm, as you may be injured.
- Do not use the hair clipper in close proximity to the eyes. Careless handling can cause serious injuries.
- The device is intended for personal use and personal hygiene. In view of this, it is not recommended that the trimming heads of the appliance be used by different people. Always clean the device thoroughly after each use.
- Do not use or place the appliance in a place where children can reach freely.
- Do not allow children to play with the appliance.

- Mechanical damage (cracking or breaking of parts and covers) of the device can cause serious injury. Do not use damaged equipment and accessories. Danger of serious injuries!
- Do not use the device to trim animal hair and fur. There is a risk of transmission of parasites from animals to humans.
- Before switching on the appliance, always make sure that the trimming head is correctly assembled.
- Always switch on the appliance before inserting the trimming head into the nose or ear, or applying the flat head to align the contours to the beard, chin or hair. This will prevent an unexpected effect from the device and possible injury.
- The device must be kept dry. Do not use or place the device near containers containing water. If the device falls into the water, take it to a professional service for inspection.
- Never overload the device above the limits set by the technical parameters!
- Observe the operating mode of the device (operating / operating time and breaks) in accordance with the operating and operating instructions. Clean the device regularly. Contamination of the device can result in a reduction in operating parameters and possible consequent irreversible damage.

- If any safety part / component (mechanical, electrical) is part of the device, never deactivate this part / component! Do not use the device if the safety part / component is damaged or non-functional!
- Never underestimate the possible dangers and take extra care !!!

Cleaning of devices and their accessories intended for the care of the human body

- The use of equipment designed for the care of the human body also brings with it the need to perform regular and thorough cleaning of these devices and their accessories.
- This section provides important basic procedures for cleaning appliances and their accessories designed to care for and treat parts of the human body with repeated use.

Warning!

- Do not allow other people to use the device for the care of the human body, especially the device intended for personal hygiene or. personal use.
- Follow these procedures and instructions when using and cleaning devices to treat parts of the human body:
 - Before each use, always check the appliance thoroughly for damage, proper operation and good hygiene.
 - After each use of the device, wipe all parts and surfaces of the device and its accessories that have been soiled thoroughly, e.g. clean with a dry paper towel and cutting knives with the enclosed brush - coarse dry cleaning.
 - In case of „wet dirt“, disconnect the attachment used from the body of the appliance and apply a suitable cleaning agent. Thoroughly clean the surfaces of the attachment by hand or with a soft brush (by applying adequate pressure to the soiled surfaces and parts).
 - After cleaning, rinse the attachment thoroughly under running, clean and warm water.
 - Wipe all parts and accessories dry or allow them to dry thoroughly.
- Proper and thorough cleaning of accessories for human body care devices is an important prerequisite for keeping these parts in place acceptable hygienic condition and to achieve the longest possible service life.

Safety instructions for the power supply - for the batteries

- Always keep batteries out of the reach of children. If children swallow batteries, seek medical attention immediately.
- Wipe the battery with a dry cloth before inserting it into the device. This will ensure better electrical contact.
- Use only the type of battery specified by the manufacturer.
- Insert the battery so that the „+“ and „-“ symbols on the battery and on the inside of the battery compartment cover match.
- Do not handle batteries with metal tools. Conductive contact between the two poles of the battery can cause a short circuit.
- If you do not use the device for a long time, it is recommended to remove the battery from the device. This protects the device from damage from a leaking battery.
- Carefully store used batteries so that they cannot be swallowed by children.
- Dispose of batteries according to local regulations and regulations for the disposal of electronic devices.

Warning!

- Batteries may explode if mistreated.
- Do not charge, disassemble or dispose of in fire.
- In case of contact, seek medical advice

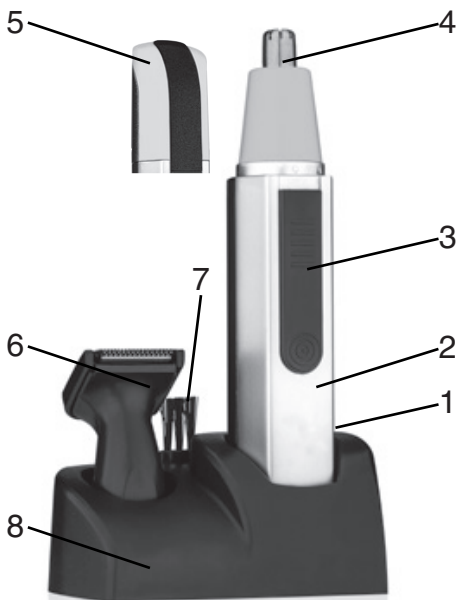
Equipment operation

Device description:

1. battery cover
2. device body
3. ON / OFF switch

Accessories:

4. round head
5. head cover
6. flat head / blades
7. cleaning brush
8. device base



Preparation before use

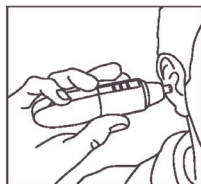
Make sure the device is clean and working. This model works with a 1.5 V AA battery.

1. To insert the battery, open the battery cover (1) by pulling it down.
2. Insert the battery in the correct place. Observe the correct polarity - the negative end (-) towards the head.
3. Replace the battery cover (1).
4. Switch on the device with the ON/OFF switch (3).

Trimming hairs

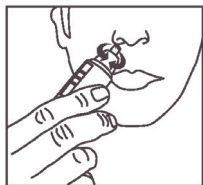
Trimming hairs in the ear

- Use the round head (4).
- Switch the device on, and carefully insert it into the outer ear.
- Carefully move the trimmer around the hairy area.



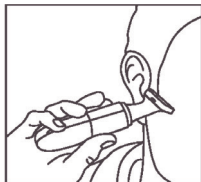
Trimming the hair in the nose

- Use the round head (4).
- Switch on the device and carefully insert it into your nose.
- To remove hair, move the device in small circles.



Trimming setting (chin, beard, neck hair, etc.):

- Switch off the device.
- Turn the round blade head (4) to the right until the symbols I and \triangle align, and remove it from the body of the device (2).
- Attach the flat head / blades (6).
- Switch on the device and move the blade along the required cutting plane. Do not press on the skin to avoid cutting yourself.



After cutting

After operation, clean the hair clipper with the supplied brush.

Technical specifications

Power supply:	1x battery (size AA), 1.5 V
Weight:	approx. 108 g (without accessories)
Dimensions (W x H x D):	2.5 x 12.5 x 3 cm (without accessories)
Noise:	45 dB (A)

The declared noise emission value of this appliance is 45 dB (A), which represents the sound power level A with respect to the reference sound power of 1 pW.

We reserve the right to make changes!

Warranty conditions

A warranty period of 24 months is provided for this device. When exercising the right to a warranty service, return the warranty card and the cash receipt of the equipment to the service center together with the product. The date of the warranty card and proof of purchase must be the same. If not, the warranty will not be granted.

- The right to free repair of the product during the warranty period expires if:
 - the user does not submit a valid warranty and proof of purchase of the product;
 - malfunctions due to incorrect connection, improper use and maintenance (dusty environment), mechanical damage, engine failure and residential installation;
 - do unauthorized interference or alteration in the product by an unauthorized person and/or a malfunction due to the use of non-original spare parts;
 - the appliance is not used according to the enclosed operating instructions.

Other terms and conditions related to the warranty

The shop where the device is sold to the consumer is obliged to show the device to the buyer and inform the buyer:

- the way it is used and handled;
- how warranty repairs are available;
- with the nearest warranty service as well as the way the warranty service is dispatched to the supplier's service center;
- properly fill in the warranty card. Incorrect and incomplete warranty card is void and the consumer loses the right to warranty;
- the guarantee / repair, exchange or withdrawal of the contract / are covered by the relevant provisions of the Civil Code and the Complaint Rules.

Producer:

ORAVA retail 1, a.s.
Seberínho 2
821 03 Bratislava
Slovenská republika

Importer:

ORAVA retail 1, a.s.
Seberínho 2
821 03 Bratislava
Slovenská republika

ORAVA distribution CZ, s.r.o.
Ostravská 494
739 25 Svidňov
Česká republika

DISPOSAL OF USED ELECTRICAL AND ELECTRONIC EQUIPMENT

The symbol on the product or on its packaging indicates that this product does not belong to household waste. It is necessary to take it to a collection point for electrical recycling and electronic equipment.

By ensuring proper disposal of this product, you will help prevent negative consequences to the environment and human health that would otherwise be caused by inappropriate disposal of this product. For more detailed information about recycling of this product, please contact your local authority, your household waste disposal service or the shop where you purchased the product.



This product meets all the essential requirements of the EU directives that apply to it.