



Instruction manual

EN

RR-29B



Retro AM/FM radio with AUX/USB/SD

The intended use of the device

The device is intended exclusively for playing audio from external sources and devices and for receiving and reproducing radio broadcasting to the extent specified by the technical and operating parameters and functions, safety and user instructions and external influences of the operating environment.

ORAVA electrical appliances are manufactured according to current state of the engineering and recognized safety-technical rules. Nevertheless, incorrect or improper use, or use contrary to designation may result in the risk of injury or endanger the life of the user or third person, damage to the device and other material values.

1. GENERAL SAFETY INSTRUCTIONS AND WARNINGS

- This document contains important safety instructions and warnings for safe, correct and economical operation of the electrical equipment. Its compliance helps the user avoid risks, increase reliability and product life.
- In this document, the generic term product is used in text parts such as:
electrical equipment - any device used for the production, conversion, transmission, distribution or use of electricity.
- From the point of view of the purpose of using electricity, the concept of electrical equipment in the strict sense of the word will include the following categories:
 - household electric appliances,
 - information and communication equipment,
 - consumer electronics,
 - lighting equipment,
 - electrical and electronic tools,
 - toys and equipment for sporting and recreational

1.1 General safety instructions

- Before commissioning the unit, we recommend that you carefully read the operating instructions and operate the equipment in accordance with the instructions!
- The safety instructions and warnings in this manual do not cover all the possible conditions and situations that may arise when using the device. The user must understand that a factor that can not be incorporated into any of the products is responsibility and caution. These factors must therefore be ensured by users / users who use and operate this device.
- Failure to follow the safety instructions and warnings is forbidden by the manufacturer for any damage to health or property!
- Make sure that the appliance is complete and shows no signs of damage before using the appliance for the first time. If the product is defective or if it has any visible damage, do not use the product.
- Keep the operating instructions as close to the device as possible throughout its service life. Always keep the operating instructions together with the appliance for future use and use by new users.
- Use the appliance only for the purpose for which it is intended and in the manner specified by the manufacturer.
- The appliance is intended for home and similar indoor use, with no special focus.
- It is not a professional device for commercial use.
- Do not change the technical parameters and features of the device by unauthorized modification or modification of any part of the device.

- The manufacturer is not responsible for damages caused during transportation, misuse, damage or destruction of the equipment due to adverse weather conditions.

1.2 Safety of the operating environment

- Do not use the device in an industrial environment or outside environment.
- Always keep the operating environment clean and well lit.
- Do not place the device on an unstable surface. Overriding or dropping the device may result in personal injury or damage to the device.
- Do not expose the unit to direct sunlight or excessive heat sources.
- Do not use an electric appliance in areas with flammable liquids, gases or dust. The appliance may be the source of scaling, which can result in the ignition of dust or vapors.

Features of the operating environment

1. Ambient temperature: $+5 \div +40$ °C
 2. Humidity: $5 \div 85\%$
 3. Altitude: $\leq 2\,000$ m
 4. Occurrence of water: intermittent condensation of water or occurrence of water vapor
 5. Occurrence of foreign bodies: amount and type of dust are not significant
Protection class: IP20
- Other characteristics of the operating environment (mechanical stress - shocks and vibrations, occurrence of plant, animals, weather effects) are negligible in terms of effect on the correct and safe use of electrical equipment.

1.3 Electrical safety

- Before connecting the appliance to the power supply for the first time, make sure that the voltage on the appliance label corresponds to that of the household electrical outlet.
- The electrical appliance is designed for mains supply 230 V ~.
The electrical safety of the appliance is guaranteed only if it is properly connected to the electricity grid.
- Only use a power cord with a plug (mains lead) that came with the device and compatible with a wall outlet. Using another cable may result in fire or electric shock.
- Always connect an electrical appliance to an easily accessible power outlet. In the event of an operating fault, the appliance must be switched off as soon as possible and disconnected from mains supply.
- Do not pull the power cord / power cord by pulling on the cord / cord. Disconnect the power cord by pulling the plug behind the power cord / power cord plug.
- If you use an extension cord, check that the total rated (ampere) power of all devices connected to the extension cord does not exceed the maximum current rating of the extension cable.
- If you need to use an extension cord or power supply block, make sure that the extension cord or power pack is plugged into a power outlet, and not to another extension cord or power supply. Extension power cord or power supply block must be designed for grounded plugs and plugged into a grounded outlet.
- The power plug of the appliance must be compatible with the mains socket. Never use any adapters or modify the socket in any other way. Do not use inappropriate or damaged sockets.
- To avoid electrical shock, plug the power cables into properly grounded electrical outlets. If the device is equipped with a 3-pin power supply cord, do not use adapters that do not have a grounding element or remove the grounding element from the plug or adapter.
- Do not bend, crush or otherwise expose the power cord / power cord of the appliance to mechanical stress or external heat sources. Damage to the power cord may result in electric shock.

- If the power cord is damaged, disconnect the appliance from the mains and do not use it again. If the power cord / power cord is damaged, it must be replaced by the manufacturer, its service department, or a qualified person to avoid the risk of electric shock.
- Regularly check and maintain the electrical appliance as well as the power cable. Disconnect the power plug regularly and clean it if necessary. Pollution by dust or other substances may cause disruption of the insulating state and consequently fire.
- Do not expose the appliance to water or moisture. The ingress of water into the appliance increases the risk of electric shock. If the power cord is wet or the appliance gets water, disconnect it immediately from the mains. If the appliance is plugged into a mains socket and if possible, turn off the power supply before attempting to disconnect the power supply. If you are pulling wet wires from a live power source, be very careful.
- If the electrical equipment is installed (connecting) the protective covers are dismantled, the electrical parts must not be accessible to the user when the installation is finished.

1.4 Safety of persons

- This appliance is intended for use by persons without an electrotechnical qualification (layperson) according to the instructions specified by the manufacturer.
- Device operation includes activities such as switching on and off, user manipulation and setting of operating parameters, visual or auditory inspection of the equipment, and user cleaning and maintenance.
- This appliance can be used by children 8 years of age and older and persons with reduced physical, sensory or mental abilities or lack of experience and knowledge only when under the supervision or guidance of the responsible person have been instructed to use the appliance in a safe way and understand the potential hazards .
- Cleaning and user maintenance can be carried out by children 8 years of age and older only under the supervision of the responsible person.
- Children may not play with the appliance.
- Always keep the appliance out of reach of children during use and operation. Be sure to download the appliance even for a freely accessible power cord.
- Always be careful when operating the electric appliance. Do not use an electric appliance if you are overly tired, under the influence of medication or narcotic drugs that reduce attention and focus. Inattention during operation may result in serious injury.

1.5 Cleaning, maintenance and repairs

- Observe the normal user cleaning and maintenance of the appliance in the recommended way. Do not use solvents or harsh cleaners for cleaning. Pollution and visible stains from finger contact, respectively. The hands can be cleaned using detergent detergents specially designed to clean household appliances.
- If you do not use the appliance, clean it or disconnect the appliance from the power supply when the appliance is faulty.
- Do not disassemble the appliance. The appliance works with a dangerous voltage. For this reason, always switch off the appliance and disconnect it from the power supply. In the event of a fault, please have the repair serviced by an authorized service center.
- Only guarantee qualified and qualified personnel to repair and repair the electrical appliance.

(*) Appropriate qualified professional: the sales department of the manufacturer or importer or the person qualified and authorized to carry out this type of activity with the ability to avoid all risks.

2. Special Safety Instructions. Read carefully!

Electrical equipment is designed and manufactured in such a way as to allow for safe operation and use by persons without a professional qualification. Despite all the measures taken by the manufacturer to ensure safe use, handling and use, it carries with it certain residual risks and associated potential hazards. To warn of possible hazards, the following symbols and their meanings have been used on the device and in the accompanying documentation:



This symbol alerts users that the device is operating a dangerous electrical voltage. Do not remove protective covers on the device. Failure to observe the safety instructions during use and operation of the device may result in:

Danger of electric shock!

Danger of serious injury or life threatening!



This symbol alerts users to the following: Risk of serious injury or life threatening when not following the safety instructions when using and operating the unit!

Danger of damage to equipment or other damage to property!



This symbol means that the product is made with a double insulation between hazardous live parts (parts with dangerous voltage from the mains) and parts that are accessible in normal use.

Transport / Carriage

- When transporting and using, for example, of the transport cart, be careful when moving, to avoid overturning the device.
- Transport / carry the equipment only after thorough inspection of the space and the routes, which must be unobstructed.
- Never carry the machine while it is in operation. Do not carry the device while it is plugged into a wall outlet.
- Transfer the device firmly by both hands to the bottom edge of the base or fixed parts of the body.
- Make sure that your hands and equipment are not damp or slippery when carrying.
There is a risk of serious injury or life threatening!
There is a risk of damage to the device!

Unpacking / Package

- Unpack the equipment (and accessories if equipped) before putting it into service and remove all parts of the packaging material, labels and labels. Store the packaging in a safe place, especially out of the reach of children and unaccompanied persons, or dispose of them safely.
- Clean the machine before commissioning as described in the „Commissioning“ section or „Cleaning and maintenance“.
- Never clean the device (and the remote control, if equipped) and the power cord with the plug in a way that could cause the cleaning liquid to drip into the device.
- Clean these parts with a slightly moistened cloth and wipe dry or let it dry.
- Only clean the appliance when the appliance is switched off and disconnected from the mains.

There is a risk of electric shock!

There is a risk of electrical short circuit!

Check / Commissioning

- We recommend performing both initial and subsequent regular machine inspections.
- Never use the appliance if it is incomplete, damaged, or any part of it has been damaged during use.
- Do not use non-original and incomplete parts of the device and its accessories. There is a risk of serious injury!
There is a risk of damage to the equipment or other property damage!
- If the equipment has been transported and stored at low temperatures (eg in the winter) or excessive humidity, first leave it for about 1 - 2 hours
„Acclimatize“ at room temperature to remove any moisture in the electrical / electronic parts that arises when the ambient temperature changes.
- Do not switch the device on or off by plugging in or pulling out the power cord from the AC socket.
- Always connect the appliance to the mains power supply when using it normally, then switch on the main switch.
- When you have finished using the appliance, turn off the main switch and then pull the cord out of the mains socket.
- Do not use the device if the main power switch does not work.
- The device is under dangerous voltage when the power supply is connected.
There is a risk of electric shock!

Location / Installation

- Only place the device on:
 - Straight, firm and stable pads - for tables and furniture parts, suitable for the location of audio / video equipment.
- Always make sure that the place where you want to place the device has enough space, mechanical strength and load capacity.
- Do not install the equipment in the rooms (eg enclosed library cabinets, built-in cabinets and cabinets, etc.) for which there is insufficient room for space and ventilation.
- Leave enough free space around the device to ensure the required air circulation. It is recommended to keep min. 10 cm from all sides.
- Do not cover the appliance in part. Do not place any objects and / or decorative and other fabrics on the appliance, do not put and do not allow foreign bodies to enter the ventilation holes and holes in the housing covers.
- Do not cover the openings of the airflow covers. Air ventilation ensures reliable and safe operation of the device.
There is a risk of electric shock!
There is a danger of fire!

Warning!

- Do not expose the audio device (and the remote control if equipped) to:
 - direct sunlight, heat generating equipment,
 - vibration and mechanical stress,
 - excessive dust,
 - water and excess moisture,
 - insect,
 - an aggressive external environment.
- Do not set the audio device (and the remote control if equipped)
 - to places where medical devices are used. Their function may be impaired.
 - for unstable carts, stands or tables,
 - to an uneven, unstable and dirty surface,
 - on the close edge of tables, tables or parts of furniture,
 - near containers with water or other liquids.
- Do not place containers of water or other liquids on shelves that are located above the machine.
- Do not place any objects, especially naked flame objects, equipment, or shelves that are located above the device.

Warning!

- Place the device in a place where children cannot reach freely.
- Prevent children from handling the device. The device may overwhelm children and cause serious injury.
- Mechanical damage (eg cracking of the plastic covers) of the device can cause serious injury.

There is a risk of serious injury!

There is a risk of damage to equipment or other property damage!

- Do not place or use the appliance near water-containing containers. If the appliance falls into the water, do not remove it! First, pull the power cord plug out of the mains socket and then select the appliance from the water. In such cases, take the device for inspection to a specialist service to check that it is safe and working properly.

There is a risk of electric shock!

There is a risk of electrical short circuit!

- Do not expose the device and its accessories to strong vibrations and / or shocks. Prevent anything from dropping or hitting objects.

There is a risk of serious injury!

There is a risk of damage to equipment or other property damage!

- Do not use the appliance in potentially explosive environments in the presence of flammable substances and their vapors, fog or dust, and under atmospheric conditions, which, when ignited, simply spreads through the air.
- Do not use the device near sources of excessive heat and open flame.

There is a risk of explosion and / or fire!

Operation / Supervision

Warning!

- To reduce the risk of electric shock, do not remove the device covers. There are no parts that can be repaired by the user inside the device. Obtain servicing to qualified service personnel.

Warning!

- Depending on the device model, there may be some options for switching the device off and on (or connecting and disconnecting) from the power supply. Therefore, always follow the following safety precautions carefully:
 - where the mains plug or the socket is used as a device to disconnect the power supply, this device must always be operable and easily accessible.
 - where the multi-pole power switch is used as a power-off device, this switch must always be operable.
- The power plug or the power switch fulfills the safety function of the device.

Warning!

- Do not use the device if the power switch does not work on the device or if the power plug is damaged.
- Complete disconnection of the device from the network is only ensured after disconnecting the mains plug from the mains socket.

Warning!

- The pushbutton (or slider) „ON / OFF“ switch on the control panel serves as „Functional On / Off“ of the device. When the switch is turned to „OFF“, the device is not disconnected from the power supply.
- The device is under dangerous voltage when the power supply is connected!
- Keep the device under supervision during use and operation.
- Never leave your device freely accessible and do not leave it with a freely accessible line cord and signal cables. Children, inappropriate persons or animals may be able to overturn the device by a power cord or signal cable.

- Ensure that all electrical wiring connections are secure and properly connected. If the power cord is not firmly connected to the device, be careful not to disconnect it from the device when the plug is plugged into a wall outlet. The free end of the power cord is under a dangerous voltage. Do not insert any conductive objects into the end cap.
- Do not connect the power cord and other cables to common bundles. The power cord must remain accessible for safe disconnection of the device from the power supply.
- Do not subject the power cord and signal cables to mechanical stress and damage. There is a risk of serious injury!
There is a risk of electric shock!
- The device contains parts of covers (eg ventilation grilles) that can be heated during normal operation. Do not touch these parts of the device.
- Unplug the power cord from the power socket if you will not be using it for a long time. Deposition of dust and humidity may cause electrical insulation to be impaired. There is a risk of electric shock!
There is a risk of fire!
- Do not touch the equipment and power cord during strong storms. It could affect your electrical current from the atmospheric discharge. Disconnect the power cord from the wall socket during a storm or if you do not use it for a long time.
- Disconnect the appliance from mains supply if children or unaccompanied persons are left unattended near the device.
There is a risk of serious injury!
There is a risk of electric shock!
- Do not store the appliance with a wrapped cord around its body. Unfold the cord in the way it was folded in the original packaging by the manufacturer.
- Never overload the equipment beyond the limits specified by the technical specifications!

Warning!

- Avoid overheating and overloading when using the unit.
- If you notice any unusual occurrences (sounds, odors, smoke,...), immediately switch off the device and unplug it from the mains. Have the appliance checked by a specialist workshop.
- If the device is also equipped with the headphones to reproduce the audio signal:
Do not use earphones set to extreme sound pressure levels.
Risk of serious damage or hearing loss!
- If any safety component / part (mechanical, electrical / electronic) is part of the device, never disable this part / component! If the safety part / component is damaged or not working, do not use the appliance!
- Never underestimate the potential hazards and take extreme caution !!!

Power Supplies / Batteries

- In addition to the basic power supply – 230V from the mains, the device is also equipped with power supply from the batteries.
- Safety instructions for the power supply - for batteries.
 - Always store batteries out of reach of children. In case of battery swallowing, immediately seek medical advice.
 - Wipe the battery with a dry cloth before inserting it into the machine. This will ensure better electrical contact.
 - Only use the manufacturer's specified battery type. Do not use new batteries together with old ones. This may result in damage to the device.
 - Insert the batteries to match the „+“ and „-“ symbols on the batteries and on the inside of the battery compartment cover.
 - Do not handle the batteries with metal tools (eg tweezers, etc.). Conductive contact between the two poles of the battery may cause a short circuit.
 - If you are not using the device for a long time, it is recommended to remove the battery from the device.
This protects your device from damage from leaking batteries.
 - Carefully store the used batteries so that children can not swallow them.
 - Dispose of batteries in accordance with applicable regulations and provisions for disposal of electronic devices.

Caution!

- In case of improper handling, the batteries may explode.
- Do not charge, disassemble, or place in fire the batteries.
- If affected, seek medical advice.
Never underestimate the potential hazards and take extra caution !!!

Power sources

Power supply

The device can be powered by connecting the power cord to the mains. Plug the power cord into a 230 ~ / 50 Hz power sock et.

The device can also be powered from batteries. Insert four AA 1.5V AA batteries (not supplied) into the battery compartment.

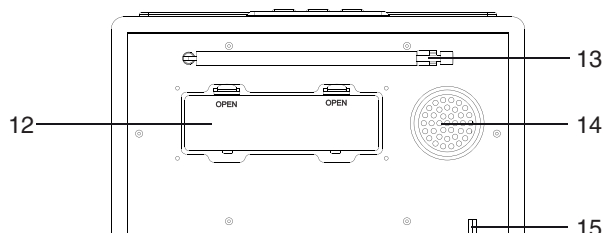
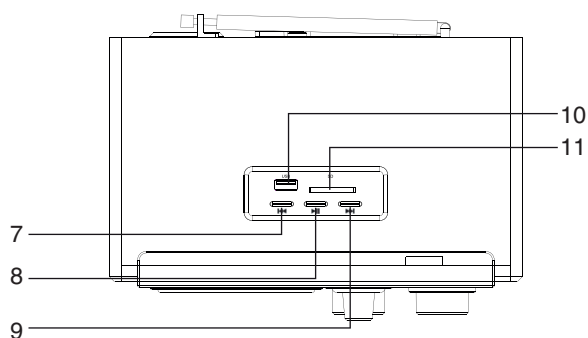
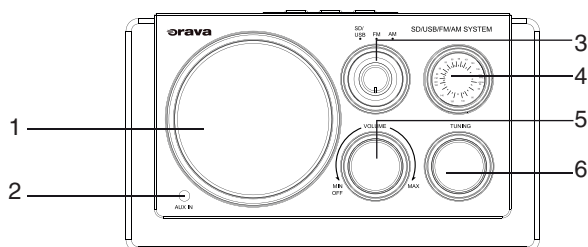
Warning!

Replacement of the power cord may only be performed by an authorized person in an authorized service facility. The device is under constant voltage when the power cord is in the electrical socket, even when the device itself is turned off.

Do not insert any other objects into the battery compartment. Do not use new batteries together with old ones. If you do not use the device for a long time, remove the batteries to avoid possible leakage of batteries and subsequent corrosion. Observe the correct polarity + and -. In case of incorrect battery polarity, the batteries and the device itself may be damaged.

Controls

1. speaker
2. connector for connecting an external input source (AUX)
3. USB / SD / FM / AM switch
4. volume level
5. volume adjustment (Volume MIN - MIX) with (OFF) switch
6. tuning button
7. button ◀◀ BACK (backward / fast backward)
8. button ▶▶ PLAY / PAUSE (play / pause)
9. button ▶▶▶ NEXT (forward / fast forward)
10. USB connector
11. slot for SD / MMC card
12. battery cover
13. telescopic antenna
14. baffle opening
15. AC power cord (AC IN)



Ovládanie rádia

- 1** Connect the power cord (15) to the specified electrical outlet that matches the information on the rating plate.
- 2** Set the USB / SD / FM / AM switch (3) to the FM or AM position.
- 3** Rotate the volume knob (5) to turn on the device and set the desired volume.
- 4** Rotate the tuning knob (6) to tune in the desired station.
- 5** Turn the volume knob (5) to adjust the volume setting for the tuned station.

When listening to the radio

Slide the telescopic antenna (13) to the maximum length, straighten it and set it up so that the reception of the FM station is as high as possible.

When receiving AM band, a built-in ferrite antenna is used. For the best AM band reception, rotate the entire device horizontally until reception is highest.

Turn off the device

Set the volume control (5) to the left extreme position OFF.

Listening to an external audio source

- 1** Connect the power cord (15) to the specified electrical outlet.
- 2** To the input jack of the external input source (AUX IN) (2) connect the AUX cable
* as well as the output jack (eg headphones) on a portable audio player or mobile phone.

* The 3.5 mm jack AUX cable is not supplied.
- 3** The device is ready for operation in AUX mode.
- 4** Start playing music on the connected audio device.
- 5** Turn the volume knob (5) to turn on the device and set the desired volume. If the volume is insufficient, adjust the volume on the connected audio device.

Turn off the device

Set the volume control (5) to the left extreme position OFF.

Playback from a USB device/SD card

Play MP3/WMA files

The player enables MP3 / WMA playback in audio quality comparable to CDs. You can play files from a USB device or SD card. You can play MP3 files using the buttons on your device.

- 1** Connect the power cord (15) to the specified electrical socket that matches the information on the rating label.
- 2** Set the USB / SD / FM / AM switch (3) to USB / SD.
- 3** Rotate the volume knob (5) to turn on the device and set the desired volume.
- 4** Connect the USB device to the USB connector or insert the SD card into the SD card slot. Insert the card in the correct direction. Media must contain audio files.
- 5** After loading the contents of the USB / SD device, playback starts automatically from the first track. If playback does not start automatically, press ►II to start playback of the USB device from the first track.

If both the USB device and the SD card are plugged in, the playback of the SD card is prioritized.
- 6** Turn the volume knob (5) to adjust the volume setting for the tuned station.
- 7** To end playback, press ►II (PLAY / PAUSE) and volume control (5) to the left extreme position OFF.

Note

Tracks are played in the order they were stored on the storage medium.

Basic operations

Playback

Press ►|| to start playback from the USB / SD device from the first track.

Pause

During playback, press ►||. Playback pauses.

While pausing, press ►|| again. Playback resumes.

Backward: I◀◀

Scroll to the beginning of the current (one press) or previous track (repeated press) and play it back automatically.

Forward: ►►I

Posuv na nasledujúcu/e skladby (jedno stlačenie alebo opakované stláčanie) a jej/ich automatické prehrávanie.

Fast backwards: I◀◀

Accelerated backwards in the current track (hold button pressed). When you release the button, playback continues.

Fast forward: ►►I

Accelerated forward in the current track (hold the button pressed). When you release the button, playback continues.

Maintenance

Cleaning the surface of the device

Use a soft cloth lightly moistened in water to clean the surface of the device, the panel, and the controls. Do not use rough cloths, cleaning powders or solvents such as thinner, benzine or alcohol.

Technical specifications

Radio

Frequency range:	FM: 88 - 108 MHz AM: 540 - 1 600 kHz
Antennas:	built-in ferrite antenna and telescopic FM antenna
Speaker:	5 W, 8 Ohm
Output power:	1 x 3 W mono

Generally

Power supply:	AC: 230 V~ 50 Hz DC: 6 V (4x 1.5V AA size batteries - not supplied)
Class of protection:	II
Supported USB capacity:	32 GB
Supported SD capacity:	32 GB
Connectors - Input:	AUX (for external audio equipment) USB connector (for USB devices) SD card slot
Dimensions (W x H x D):	23 x 16 x 13 cm
Weight:	1,4 kg

The right to change is reserved!

Producer:

ORAVA retail 1, a.s.
Seberíného 2
821 03 Bratislava
Slovenská republika

Importer:

ORAVA retail 1, a.s.
Seberíného 2
821 03 Bratislava
Slovenská republika

ORAVA distribution CZ, s.r.o.
Ostravská 494
739 25 Sviadnov
Česká republika

**DISPOSAL OF USED ELECTRICAL AND ELECTRONIC EQUIPMENT**

The symbol on the product or on its packaging indicates that this product does not belong to household waste. It is necessary to take it to a collection point for electrical recycling and electronic equipment.

By ensuring proper disposal of this product, you will help prevent negative consequences to the environment and human health that would otherwise be caused by inappropriate disposal of this product. For more detailed information about recycling of this product, please contact your local authority, your household waste disposal service or the shop where you purchased the product.



This product meets all the essential requirements of the EU directives that apply to it.

DECLARATION OF CONFORMITY

Short text Declaration of Conformity:

ORAVA retail 1, a.s. hereby declares that the RR-29B complies with the essential requirements and other relevant conditions of Directive 2014/53/ EU of the European Parliament and of the Council.

The full text of the Declaration of Conformity is available at: www.orava.eu